

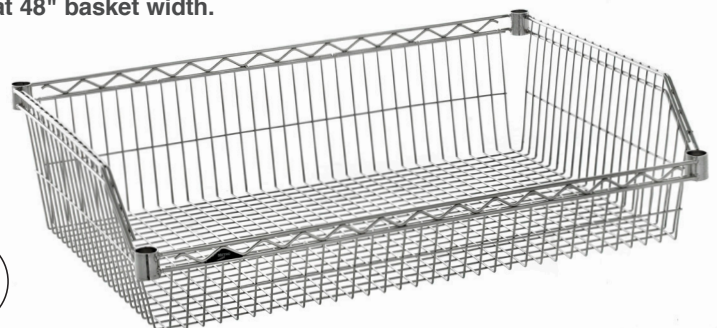
# Quicker access with more versatility.




## Metro® Super Erecta® basket shelves provide more options to our vast line of storage solutions.

Metro® hopper-style baskets provide easy loading and access to supplies without product being lost behind. Built to handle transport...you can maximize your efficiency by making the unit mobile. Plus, because its Super Erecta based, it integrates seamlessly with Metro's massive line of shelving options.

- **Easier access to supplies.**
- **Smooth edge design protects supplies from rips and tears.**
- **Stays rigid and strong for mobile use.**
- **500 lbs. capacity at 48" basket width.**



# Safety first.



Wire ends are covered on all sides to protect against cut hands, damaged product, and punctured gloves.

## Available Accessories




Casters




Posts



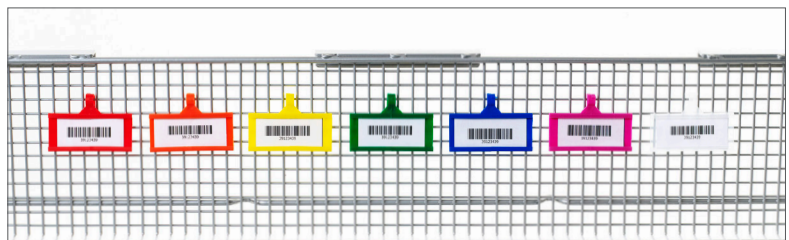
Dividers



Full-Width Label Holders



MetroMax Q Label Holders



Colored Label Holders

LO7-168  
© 2020 InterMetro Industries Corporation,  
Wilkes-Barre, PA 18705



We put space to work.

an Ali Group Company



The Spirit of Excellence