

Metro's angle on E-Z supply efficiency.



- Customizable shelf spacing and the ability to use a variety of Super Erecta® and Super Adjustable® shelves and posts maximize storage capacity.
- EZ-ADD shelves can be slanted for easy access to supplies while its unique design allows for quick repositioning.
- Wide range of clear bins accommodate the multitude of supply sizes.
- Angled shelves, color coded markers, and clear bins aid in swift visual identification.



Metro® Two-Bin solutions take efficiency to the next level.

This two-bin solution enhances a facility's inventory management process by providing better visibility of stored items, enhanced replenishment, and maximized storage space. The Metro Two-Bin solution provides a bin offering to accommodate varying supply sizes, a broad shelf offering for space optimization, and color coded markers to help identify supplies by type, application or location.

Visit www.metro.com or call 1-800-992-1776.



EZ-Add, Easy Order.

Preconfigured shelving units in one convenient part number for your desired storage unit.



The unique EZ-ADD collar mounts to regular Super Erecta Posts. All Shelves adjust in 1" increments.



EZ-ADD shelves are can easily be added or removed without dismantling the unit.



Versatile shelves can be mounted flat or at an angle for easier access on upper shelves. The lock clip keeps a slanted shelf in position.

Each stationary model includes:

- (2) Super Adjustable shelves
- (4) EZ-ADD quick-adjust shelves
- (1) Solid galvanized bottom shelf
- (4) Posts

Each mobile model includes:

- (2) Super Adjustable shelves
- (4) EZ-ADD quick-adjust shelves
- (1) Solid galvanized bottom shelf
- (4) Posts
- (4) TPR tread casters; 2 swivel & 2 swivel/brake; (bumpers included.)

Stationary Units

Actual Height: Approximately 74.5" (1892mm)

Nominal Width/Length (in.)	Nominal Width/Length (mm)	Actual Width/Length (in.)	Actual Width/Length (mm)	Cat. No.
24x36	610x914	24.125 x 35.875	613x912	AEZ-243674C-S-34
24x48	610x1219	24.125 x 47.875	613x1216	AEZ-244874C-S-34
24x60	610x1524	24.125 x 59.875	613x1521	AEZ-246074C-S-34

Mobile Units

Actual Height: Approximately 80" (2032mm)

Nominal Width/Length (in.)	Nominal Width/Length (mm)	Cat. No.
24x36	610x914	AEZ-243680C-MD-34
24x48	610x1219	AEZ-244880C-MD-34
24x60	610x1524	AEZ-246080C-MD-34

NOTE: MOBILE UNITS – Actual outside dimensions of the mobile units are affected by the casters and bumpers. For general storage, casters are rotated so that the horns have point-to-point contact and interference between adjacent units is minimized. Minimum dimension on a unit without bumpers: add 1.25" to the actual dimension. Minimum dimensions on a unit with bumpers installed: add 2" to the actual dimension.



5MDBA
Braking Caster



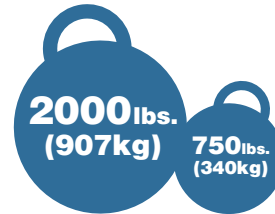
5MDA
Swivel Caster



5MPB
Braking Caster



5MP
Swivel Caster



Stationary | Mobile
Load Capacities
(Evenly distributed unit load.)

Build Your Own Unit

Minimum of (2) Super Adjustable and (1) Solid Bottom Shelf needed per unit.

Shelves

Nominal Width/Length (in.)	Nominal Width/Length (mm)	Super Adjustable Chrome Wire Shelf Cat. No.	Solid Galvanized Shelf Cat. No.	Solid Stainless Shelf Cat. No.	EZ-ADD Chrome Wire Shelf Cat. No.
24x36	610x914	A2436NC	2436FG	2436FS	EZA-2436NC
24x48	610x1219	A2448NC	2448FG	2448FS	EZA-2448NC
24x60	610x1524	A2460NC	2460FG	2460FS	EZA-2460NC

Posts

Nominal Height (in.)	Nominal Height (mm)	Cat No.	Cat No.
74	1880	74P	74UP

Castors

Type	TPR Tread Cat No.	Polyurethane tread Cat No.
Swivel	5MDA	5MP
Swivel/brake	5MDBA	5MPB

Two-Bin



Two Deep

As the first bin is consumed, it is placed on the top shelf or replenishment location while the second bin is pulled forward for use.



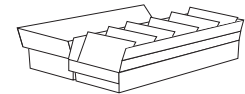
Two Wide

For items requiring more than half of the shelf depth. As the first bin is consumed, it is placed on the top shelf or replenishment location while the second bin is used.



Two High

As the first bin is consumed, it is placed on the top shelf or replenishment location while the contents of the lower bin are fully exposed for use.



Tip

Place bin 2 facing the rear to limit access until bin 1 is consumed

TWO - DEEP

Cat. No.	Type	Fits Shelf Width	Outside Dimensions (in.) Length / Width / Height	Outside Dimensions (mm) Length / Width / Height	Bin Carton Quantity	Length Dividers**	Width Dividers**	Divider Carton Quantity
MB30220CLSH	Stack/Hang Bin	18"	7.3 x 4.12 x 3	187 x 105 x 76	24	-	N/A	6
MB30237CLSH	Stack/Hang Bin	18"	9.25 x 6 x 5	235 x 152 x 127	12	N/A	N/A	N/A
MB30224CLSH	Stack/Hang Bin	24"	10.87 x 4.12 x 4	276 x 105 x 102	12	-	N/A	-
MB30230CLSH	Stack/Hang Bin	24"	10.87 x 5.5 x 5	276 x 140 x 127	12	MB40230 (1)	-	6
MB30239CLSH	Stack/Hang Bin	24"	10.87 x 8.25 x 7	276 x 210 x 178	6	-	N/A	-
MB30235CLSH	Stack/Hang Bin	24"	10.87 x 11 x 5	276 x 279 x 127	6	MB40230 (2)	N/A	6
MB30255CLSH	Stack/Hang Bin	24"	10.87 x 16.5 x 5	276 x 419 x 127	6	MB40230 (2)	N/A	6
MB30110CLN	Nesting Bins	24"	11.6 x 2.75 x 4	295 x 70 x 102	24	N/A	N/A	N/A
MB30120CLN	Nesting Bins	24"	11.6 x 4.12 x 4	295 x 105 x 102	24	N/A	MB40120 (3)	24
MB30130CLN	Nesting Bins	24"	11.6 x 6.6 x 4	295 x 168 x 102	12	N/A	MB40130 (3)	24
MB30150CLN	Nesting Bins	24"	11.6 x 8.37 x 4	295 x 213 x 102	12	N/A	-	-
MB30170CLN	Nesting Bins	24"	11.6 x 11.12 x 4	295 x 282 x 102	12	N/A	MB40170 (3)	24

TWO - WIDE

Cat. No.	Type	Fits Shelf Width	Outside Dimensions (in.) Length / Width / Height	Outside Dimensions (mm) Length / Width / Height	Bin Carton Quantity	Length Dividers**	Width Dividers**	Divider Carton Quantity
MB30128CLN	Nesting Bins	18"	17.8 x 4.12 x 4	454 x 105 x 102	12	N/A	MB40120 (3)	24
MB30138CLN	Nesting Bins	18"	17.8 x 6.6 x 4	454 x 168 x 102	12	N/A	MB40130 (3)	24
MB30265CLSH	Stack/Hang Bin	18"	18 x 8.25 x 9	457 x 210 x 229	6	MB40265 (1)	N/A	6
MB30124CLN	Nesting Bins	24"	23.6 x 4.12 x 4	600 x 105 x 102	12	N/A	MB40120 (3)	24
MB30164CLN	Nesting Bins	24"	23.6 x 6.6 x 4	600 x 168 x 102	6	N/A	MB40130 (3)	24
MB30174CLN	Nesting Bins	24"	23.6 x 10.6 x 4	600 x 270 x 102	2	N/A	MB40170 (3)	24

TWO - HIGH

Cat. No.	Type	Fits Shelf Width	Outside Dimensions (in.) Length / Width / Height	Outside Dimensions (mm) Length / Width / Height	Bin Carton Quantity	Length Dividers**	Width Dividers**	Divider Carton Quantity
MB30284CLS	Stacking Bin	24"	23.8 x 8.25 x 7	606 x 210 x 178	4	-	-	-
MB30286CLS	Stacking Bin	24"	23.8 x 11 x 7	606 x 279 x 178	4	-	-	-
MB30289CLS	Stacking Bin	24"	23.8 x 18.25 x 12	606 x 464 x 305	1	N/A	-	-

*() Recommended max # of dividers per bin. The number of divider slots may be higher to provide placement flexibility.

Note: Bins are available in carton quantities only. Bins above are priced per each but must be ordered in multiples of carton quantity.

(For example: MB30138CLN is available in quantities of 12, 24, 36. List price refers to the price of 1 bin.)

Dividers are available in carton quantities only. Dividers are sold by the carton and priced by the carton.

(For example: 1 MB40120 = 24 dividers, the list price is for 24 dividers.)


N/A indicates bin does not accept dividers. -Indicates dividers are available by special request. *MB30281 & MB30283 accept length divider only

Quickly identify.




Colored Shelf Markers

Color	Length/Width/Height (in) (mm)		Divider Cat. No.
Green	6 x 1 ³ / ₄	152 x 45	CSM6-G
Tan	6 x 1 ³ / ₄	152 x 45	CSM6-T
White	6 x 1 ³ / ₄	152 x 45	CSM6-W
Blue	6 x 1 ³ / ₄	152 x 45	CSM6-B
Red	6 x 1 ³ / ₄	152 x 45	CSM6-R
Yellow	6 x 1 ³ / ₄	152 x 45	CSM6-Y
Gray	6 x 1 ³ / ₄	152 x 45	CSM6-GR



Colored Label Holder (shown with labels)



QB03LHRD - Red QB03LHOR - Orange QB03LHYL - Yellow
 QB03LHGR - Green QB03LHBL - Blue QB03LHPK - Pink
 QB03LHCL - Clear

Optional Containment Accessories - for units with 74" posts (Ordered separately)

	Enclosures Panels on THREE sides	Enclosures Panels on EACH END ONLY	1" (25mm) High Ledges (for slanted shelves) Ordered as EACH	1" (25mm) High Bin Rail dividers Sold as a Pack of 8.
24x36 unit	(qty 3) EP57C (qty 1) EP37C	(qty 2) EP57C	L36N-1C	BINRL24
24x48 unit	(qty 3) EP57C (qty 2) EP37C	(qty 2) EP57C	L48N-1C	BINRL24
24x60 unit	(qty 5) EP57C	(qty 2) EP57C	L60N-1C	BINRL24

Contact us today.
call 1-800-992-1776.

WWW.METRO.COM

Corporate Headquarters
 651 North Washington Street
 Wilkes-Barre, PA 18705
 Phone: +1 570 825 2741
 Fax: +1 570 825 2852

U.S. & Canada Customer Service
 Phone: 1.800.992.1776
 Fax (PA): +1 800 638 9263
 Fax: (CA): +1 800 638. 3292

**International Sales/
 Customer Service Offices**
Middle East/Africa/India
 Dubai-United Arab Emirates
 Phone: +971 4 811 8286
 Fax: +971 4 886 5465

Asia/Pacific
 Singapore
 Phone: +65 6829 5382

Latin America
 Mexico
 Phone: +52 33 362 778 30

Europe
 The Netherlands
 Phone: +31 76 587 7550
 Fax: +31 76 581 1313



LO7-201
 © 2024 InterMetro Industries Corporation, Wilkes-Barre, PA 18705



We put space to work.

an Ali Group Company



The Spirit of Excellence