





THE VALUE OF  
HUMAN ENGINEERING™

**ASSEMBLY  
INSTRUCTIONS  
DIRECTIVES  
D'ASSEMBLAGE**

**OPEN STORAGE UNIT  
ÉLÉMENT DE RANGEMENT OUVERT  
UNIDAD DE ALMACENAMIENTO ABIERTA**

**INSTRUCCIONES  
DE MONTAJE**

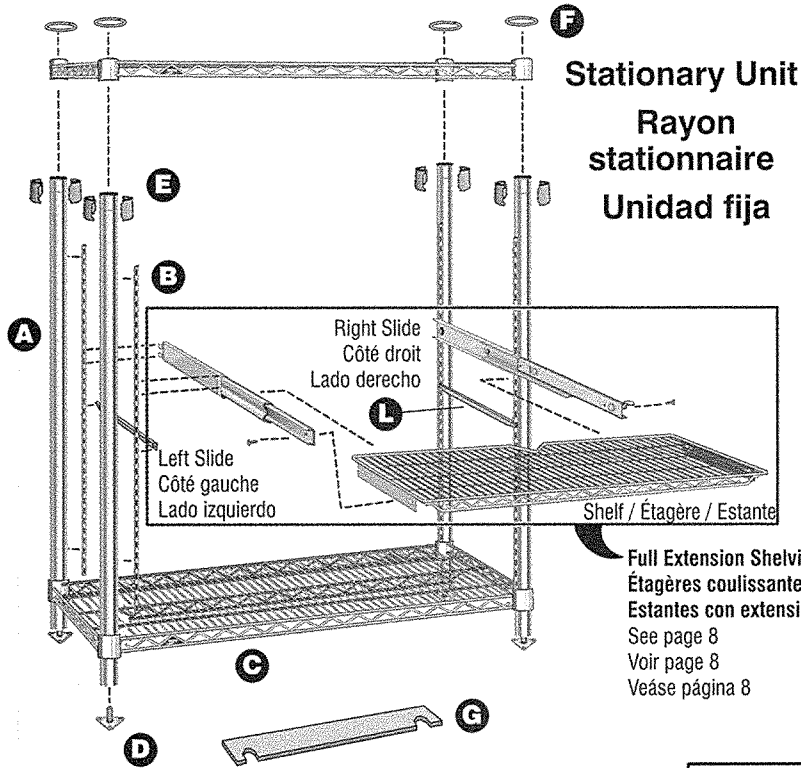
|  |   |   |
|--|---|---|
| <b>Tools<br/>Required<br/>Outils<br/>Nécessaires<br/>Herramientas<br/>Requeridas</b> |  | 1/2" - 13mm<br>Socket wrench with extension<br>Clé à douille avec rallonge<br>Llave de tubo con extensión |
|  |  |   |



**InterMetro Industries Corporation**  
North Washington Street  
Wilkes-Barre, PA 18705  
(800) 433-2232

Information and specifications are subject to change without notice. Please confirm at time of order.  
Les renseignements et les spécifications peuvent être modifiés sans préavis. Veuillez confirmer lorsque vous passez une commande.  
Las informaciones y especificaciones pueden cambiar sin aviso. Sírvase confirmarlas al hacer el pedido.

# Components / Composants / Componentes



**Stationary Unit**  
Rayon stationnaire  
Unidad fija

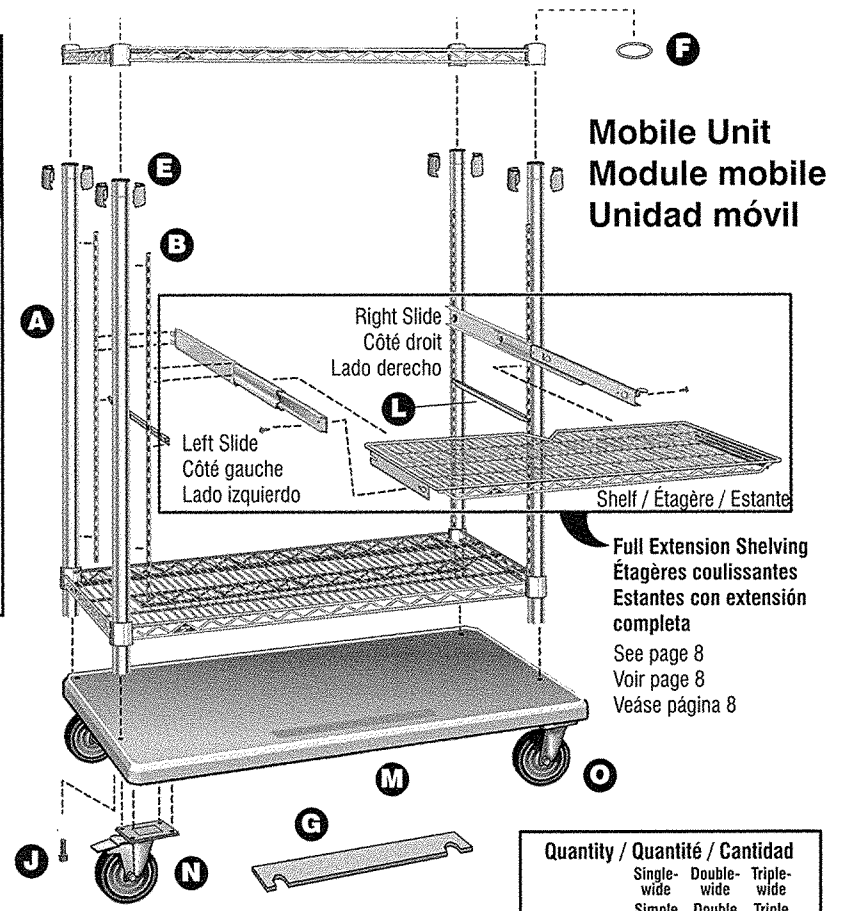
**Full Extension Shelving**  
Étagères coulissantes  
Estantes con extensión completa  
See page 8  
Voir page 8  
Veáse página 8

**IMPORTANT: WEIGHT CAPACITIES**  
**IMPORTANT - CAPACITÉ**  
**IMPORTANTE: CAPACIDADES DE PESO**

**Total Unit Weight Capacities:**  
Capacité totale des rayons  
Capacidad total de peso de la unidad:

Single-wide Units  
Rayons simples  
Unidades de ancho sencillo  
**300 lbs. 136kg**

Double- & Triple-wide Units  
Rayons doubles et triples  
Unidades de ancho doble y triple  
**600 lbs. 272kg**



**Mobile Unit**  
Module mobile  
Unidad móvil

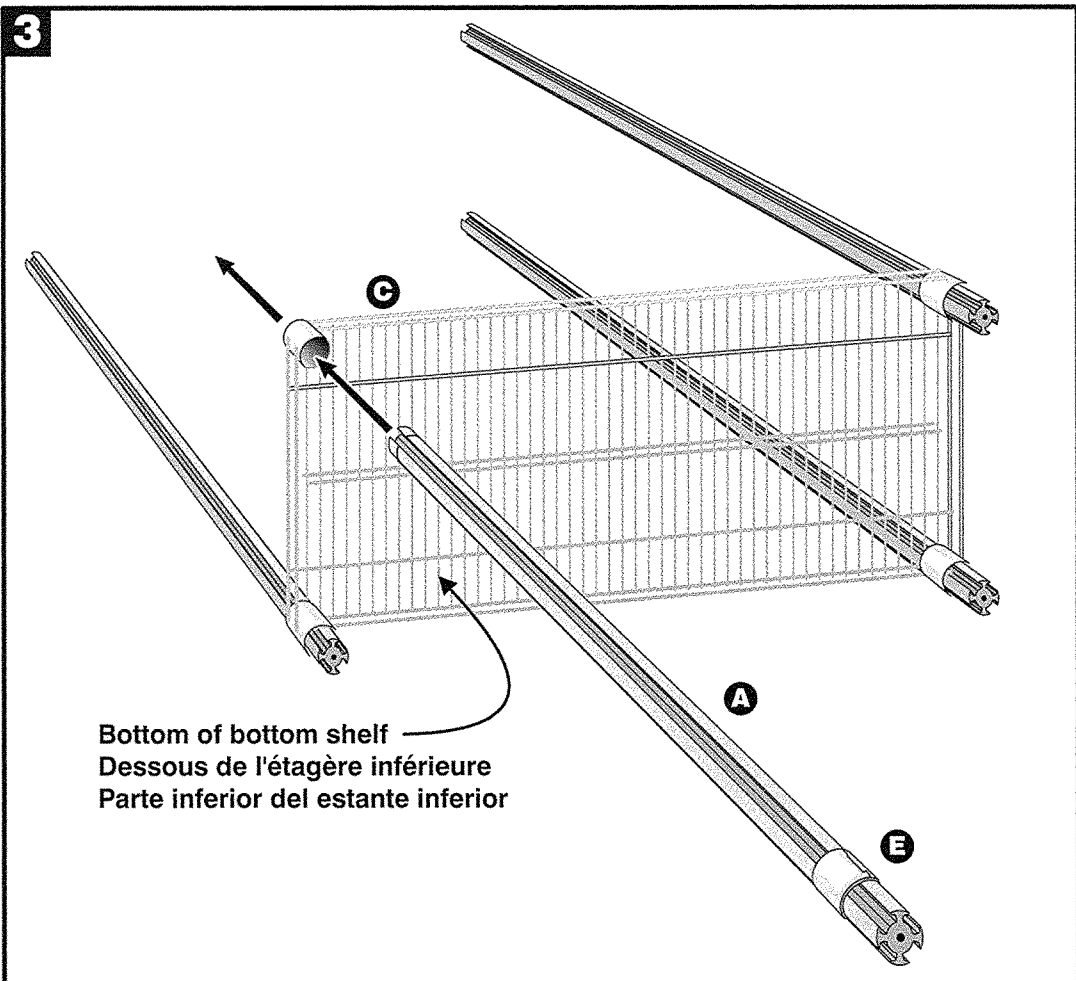
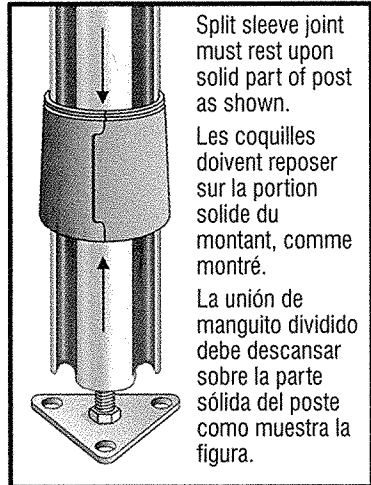
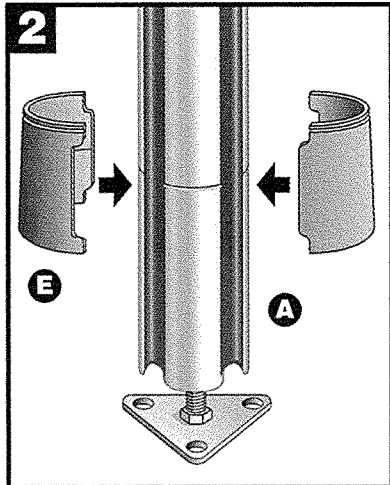
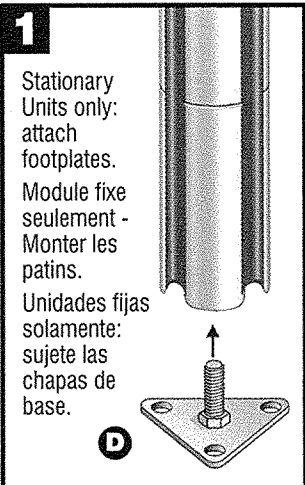
**Full Extension Shelving**  
Étagères coulissantes  
Estantes con extensión completa  
See page 8  
Voir page 8  
Veáse página 8

| List of Components                 | Description                    | Lista de componentes esenciales          | Quantity / Quantité / Cantidad    |                                |                                 |
|------------------------------------|--------------------------------|--|-----------------------------------|--------------------------------|---------------------------------|
|                                    |                                |  | Single-wide Simple Ancho sencillo | Double-wide Double Ancho doble | Triple-wide Triple Ancho triple |
| <i>In Post Carton</i>              |                                |  |                                   |                                |                                 |
| A Grooved Post                     | Montant à rainures             | Poste con surcos                         | 4                                 | 4                              | 4                               |
| B* Slotted Post Insert             | Cornière de montant à fentes   | Pieza interior ranurada del poste        | 4                                 | 4                              | 4                               |
| L † Post Bracket                   | Support du montant             | Soporte de Poste                         | 2                                 | 2                              | 2                               |
| <i>In Collared Shelf Carton</i>    |                                |  |                                   |                                |                                 |
| C Wire Shelf                       | Étagère métallique             | Estante de alambre                       | 2                                 | 2                              | 2                               |
| D Foot Plate                       | Patin                          | Chapa de base                            | 4                                 | 4                              | 4                               |
| E Split Sleeve (pair)              | Coquille (paire)               | Manguito dividido (par)                  | 8                                 | 8                              | 8                               |
| F Wire Ring                        | Anneau en fil métallique       | Anillo para cable                        | 8                                 | 8                              | 8                               |
| G Alignment Template               | Gabarit de positionnement      | Plantilla de alineación                  | 1                                 | 1                              | 1                               |
| <i>In Intermediate Post Carton</i> |                                |  |                                   |                                |                                 |
| H* Intermediate Post               | Montant intermédiaire          | Poste intermedio                         | -                                 | -                              | 2                               |
| B Slotted Post Insert              | Cornière de montant à fentes   | Pieza interior ranurada del poste        | -                                 | -                              | 4                               |
| I Post Anchor                      | Ancrage de montant             | Sujeción de poste                        | -                                 | -                              | 4                               |
| J Hex Washer Hd. Screw             | Vis à tête hexagonale à embase | Tornillo de cabeza hexagonal de arandela | -                                 | -                              | 4                               |
| K Spacer                           | Butée d'espacement             | Separador                                | -                                 | -                              | 2                               |
| L † Post Bracket                   | Support du montant             | Soporte de Poste                         | 1                                 | 1                              | 1                               |

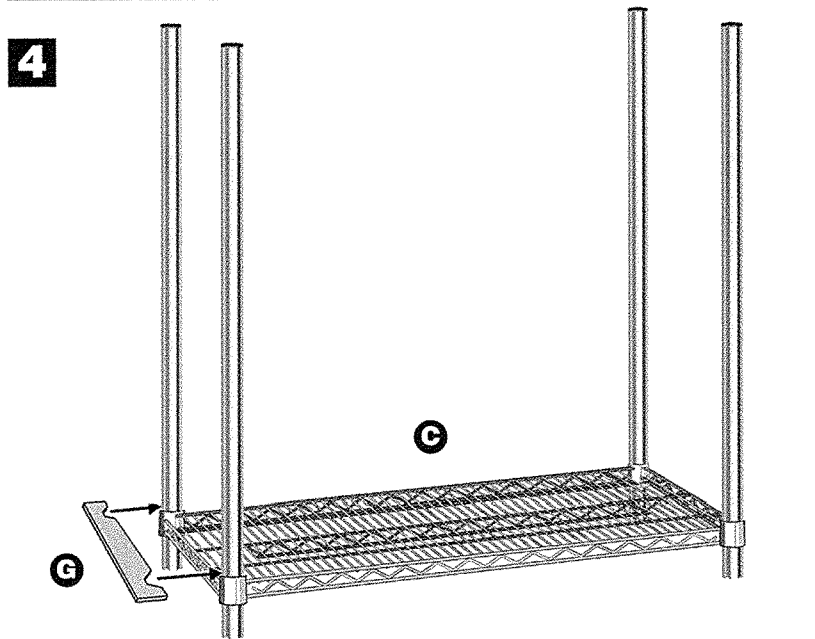
\* hardware attached / petites fournitures fournies / tornillería incluida † tall units only / seulement por les rayons grandes / solamente unidades altas

| List of Components                 | Description                    | Lista de componentes esenciales          | Quantity / Quantité / Cantidad    |                                |                                 |
|------------------------------------|--------------------------------|--|-----------------------------------|--------------------------------|---------------------------------|
|                                    |                                |  | Single-wide Simple Ancho sencillo | Double-wide Double Ancho doble | Triple-wide Triple Ancho triple |
| <i>In Post Carton</i>              |                                |  |                                   |                                |                                 |
| A Grooved Post                     | Montant à rainures             | Poste con surcos                         | 4                                 | 4                              | 4                               |
| B* Slotted Post Insert             | Cornière de montant à fentes   | Pieza interior ranurada del poste        | 4                                 | 4                              | 4                               |
| L † Post Bracket                   | Support du montant             | Soporte de Poste                         | 2                                 | 2                              | 2                               |
| <i>In Collared Shelf Carton</i>    |                                |  |                                   |                                |                                 |
| C Wire Shelf                       | Étagère métallique             | Estante de alambre                       | 2                                 | 2                              | 2                               |
| E Split Sleeve (pair)              | Coquille (paire)               | Manguito dividido (par)                  | 8                                 | 8                              | 8                               |
| F Wire Ring                        | Anneau en fil métallique       | Anillo para cable                        | 8                                 | 8                              | 8                               |
| G Alignment Template               | Gabarit de positionnement      | Plantilla de alineación                  | 1                                 | 1                              | 1                               |
| <i>Mobile Base Carton</i>          |                                |  |                                   |                                |                                 |
| M Mobile Base                      | Base mobile                    | Base móvil                               | 1                                 | 1                              | 1                               |
| <i>In Caster Carton</i>            |                                |  |                                   |                                |                                 |
| N Caster with Brake                | Roulette avec frein            | Rueda con freno                          | 2                                 | 2                              | 2                               |
| O Caster, Swivel                   | Roulette pivotante             | Rueda multidireccional                   | 2                                 | 2                              | 2                               |
| J Hex Washer Hd. Screw             | Vis à tête hexagonale à embase | Tornillo de cabeza hexagonal de arandela | 20                                | 20                             | 20                              |
| <i>In Intermediate Post Carton</i> |                                |  |                                   |                                |                                 |
| H* Intermediate Post               | Montant intermédiaire          | Poste intermedio                         | -                                 | -                              | 2                               |
| B Slotted Post Insert              | Cornière de montant à fentes   | Pieza interior ranurada del poste        | -                                 | -                              | 4                               |
| I Post Anchor                      | Ancrage de montant             | Sujeción de poste                        | -                                 | -                              | 4                               |
| J Hex Washer Hd. Screw             | Vis à tête hexagonale à embase | Tornillo de cabeza hexagonal de arandela | -                                 | -                              | 4                               |
| K Spacer                           | Butée d'espacement             | Separador                                | -                                 | -                              | 2                               |
| L † Post Bracket                   | Support du montant             | Soporte de Poste                         | 1                                 | 1                              | 1                               |

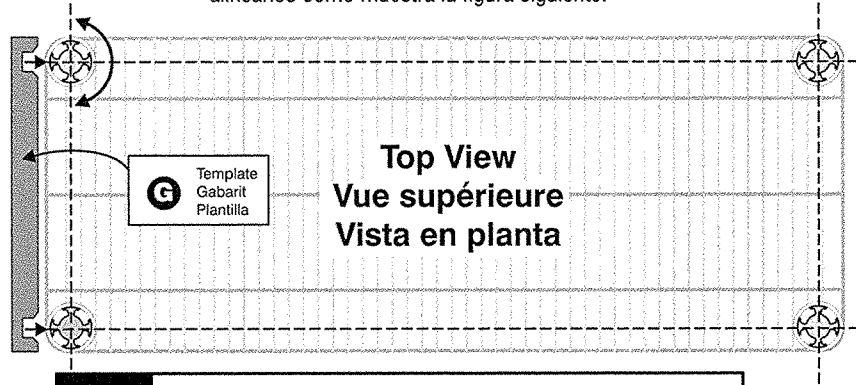
\* hardware attached / petites fournitures fournies / tornillería incluida † tall units only / seulement por les rayons grandes / solamente unidades altas



## Basic Assembly / Montage / Ensamblaje básico



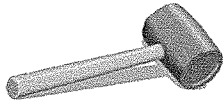
Check each corner with the template and rotate posts if necessary to align them as shown below.  
 Avec le gabarit, vérifier chaque coin et tourner les montants selon le besoin pour les aligner, comme montré ci-dessous.  
 Compruebe cada esquina con la plantilla y gire los postes si fuera necesario para alinearlos como muestra la figura siguiente.



**Correct post orientation is important for accessory installation.**  
**Une orientation correcte des poteaux est indispensable au bon montage des accessoires.**  
**Orientación correcta del poste es importante para la instalación de accesorios.**

## Basic Assembly / Montage / Ensamblaje básico

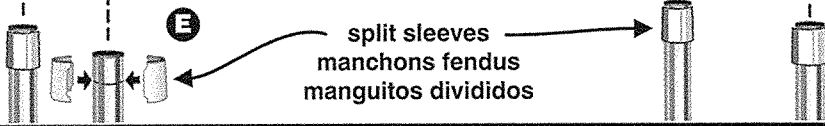
X 8  
F



6



Install top shelf. Seat shelf as shown below.  
Mettre ensuite l'étagère supérieure, comme montré ci-dessous.  
Instale el estante superior. Asiente el estante como indica la figura abajo.

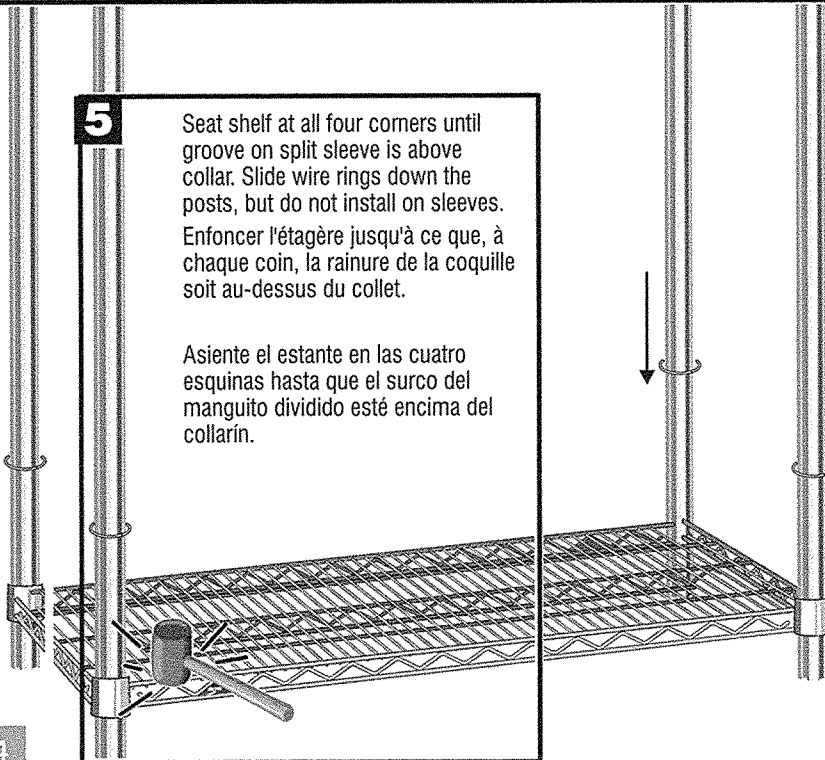


E  
split sleeves  
manchons fendus  
manguitos divididos

5

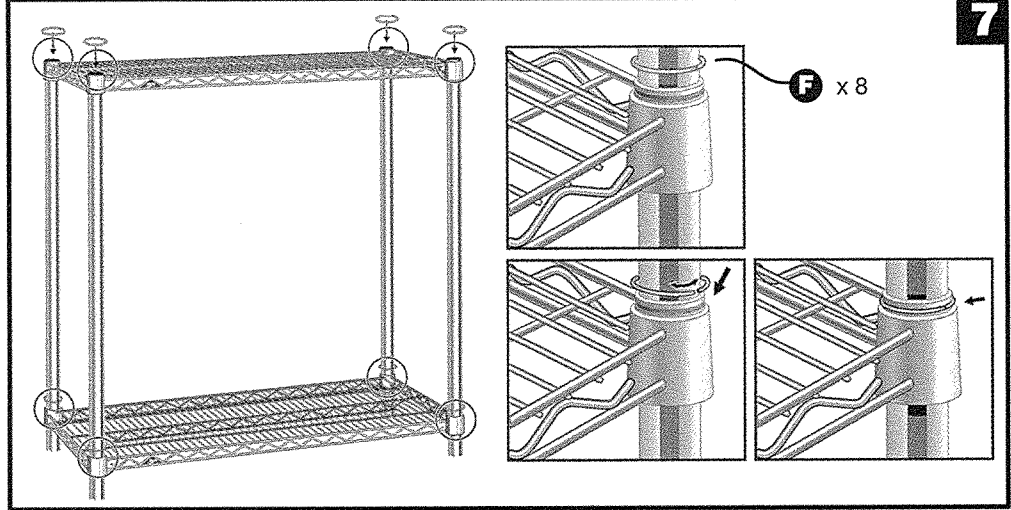
Seat shelf at all four corners until groove on split sleeve is above collar. Slide wire rings down the posts, but do not install on sleeves.  
Enfoncer l'étagère jusqu'à ce que, à chaque coin, la rainure de la coquille soit au-dessus du collet.

Asiente el estante en las cuatro esquinas hasta que el surco del manguito dividido esté encima del collarín.



4

7



F x 8

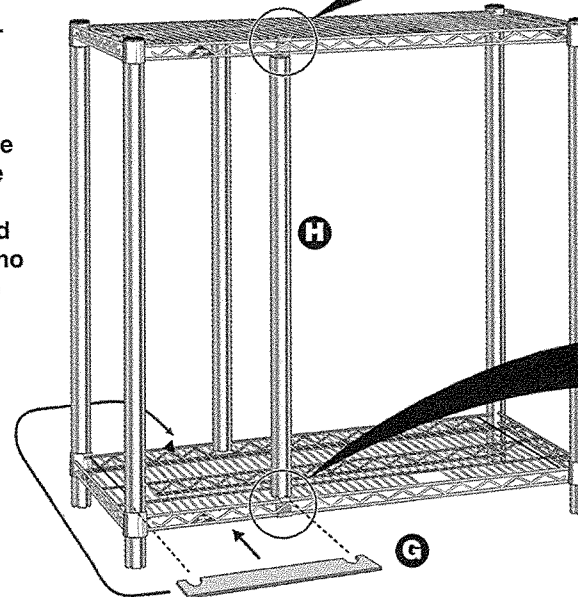
## Intermediate Post Kit / Kit de montant intermédiaire / Juego de poste intermedio

Required on triple-wide units. Optional on double-wide units.  
Nécessaire pour les module triples. Optionnel pour les module doubles.  
Requerido en unidades de ancho triple. Opcional en las unidades de ancho doble.

triple-wide unit

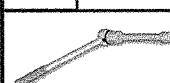
module triple

unidad de ancho triple

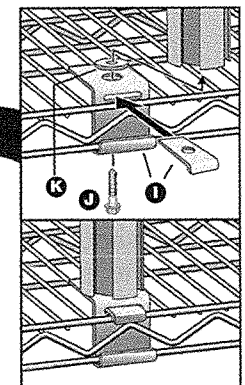
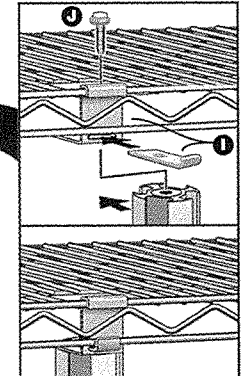


H

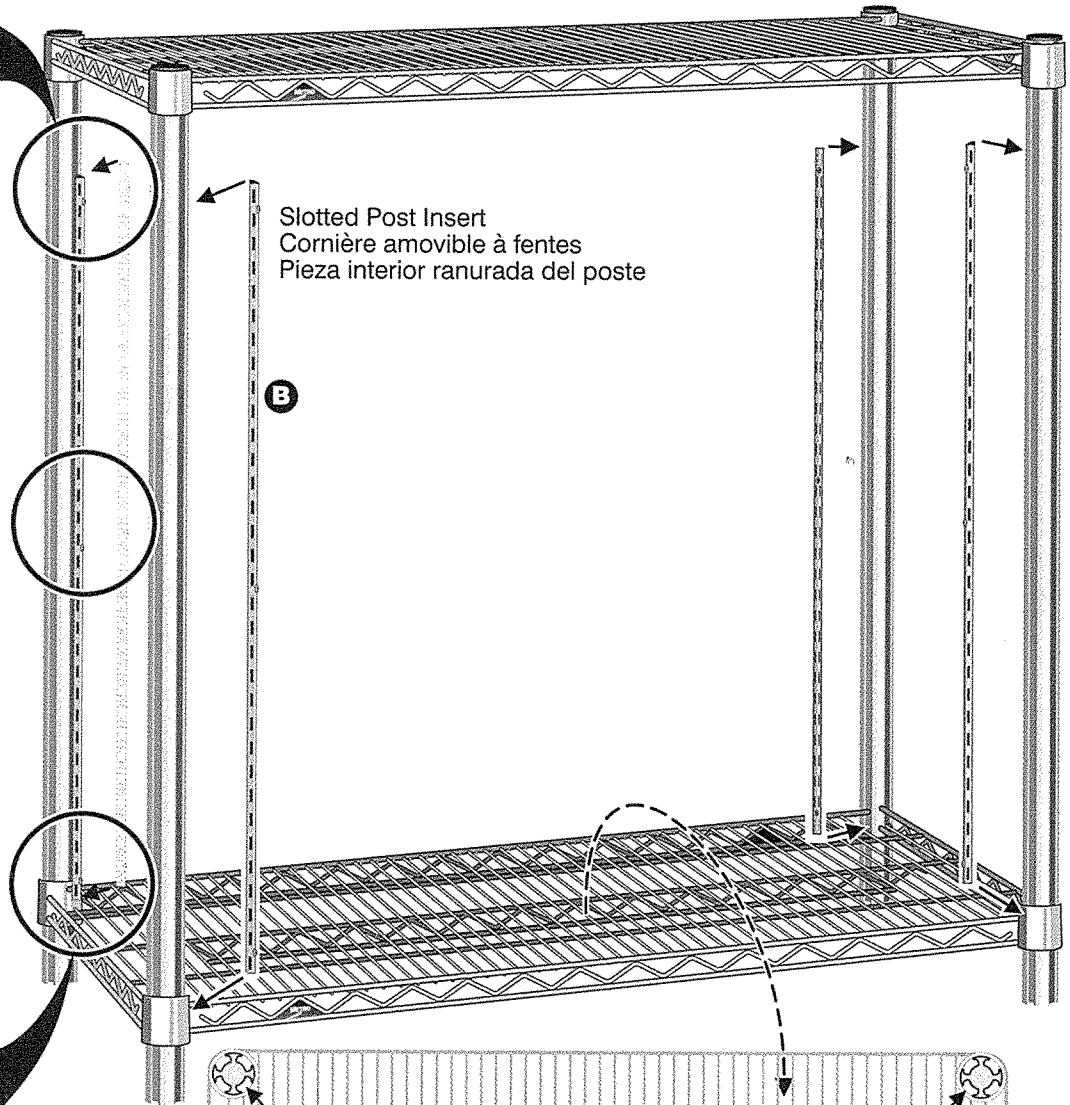

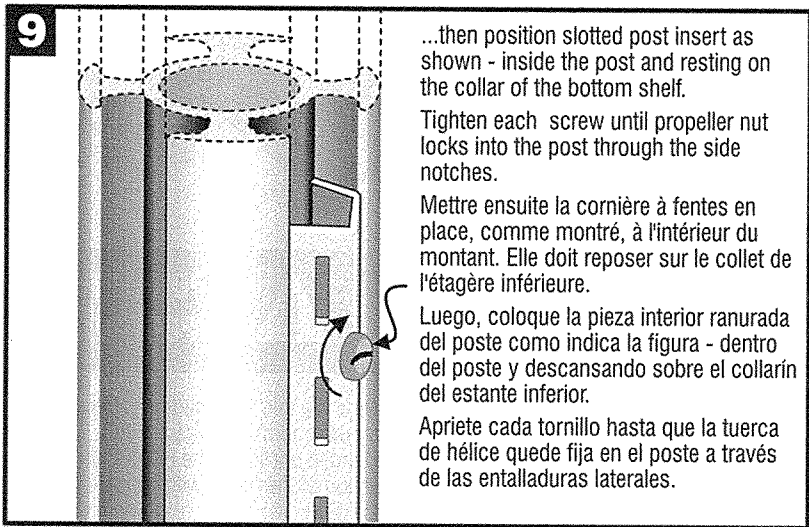
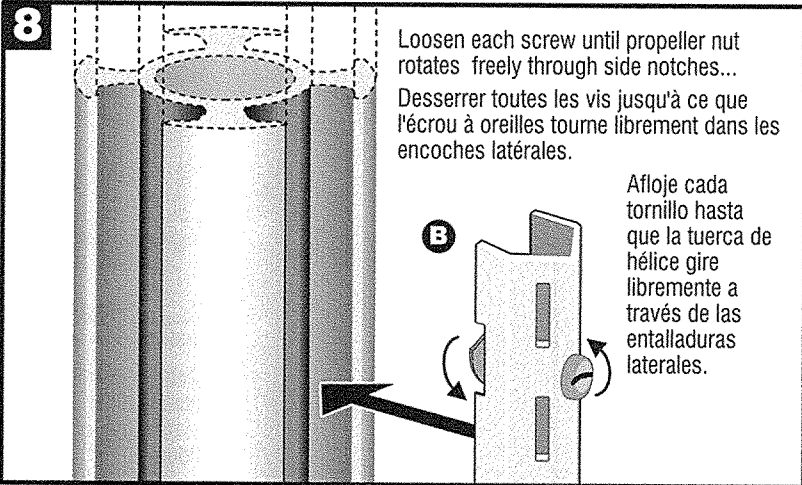
G



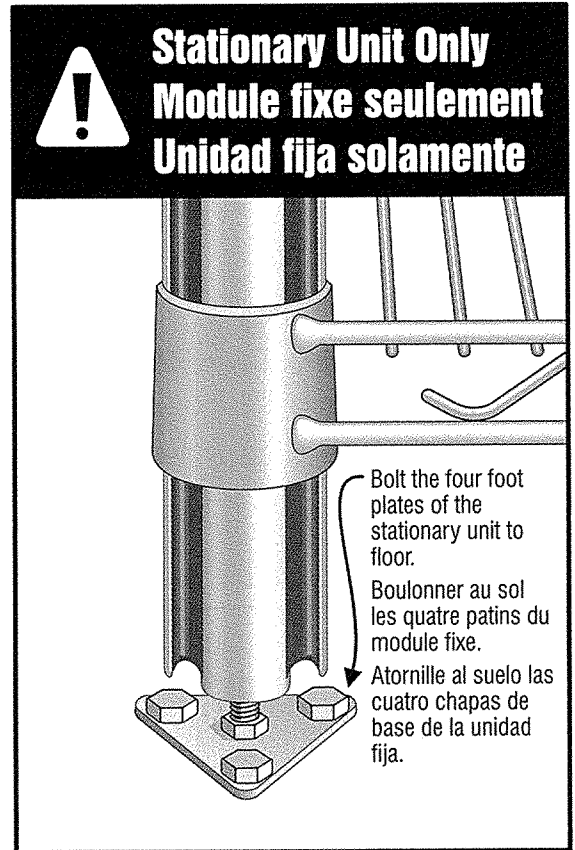
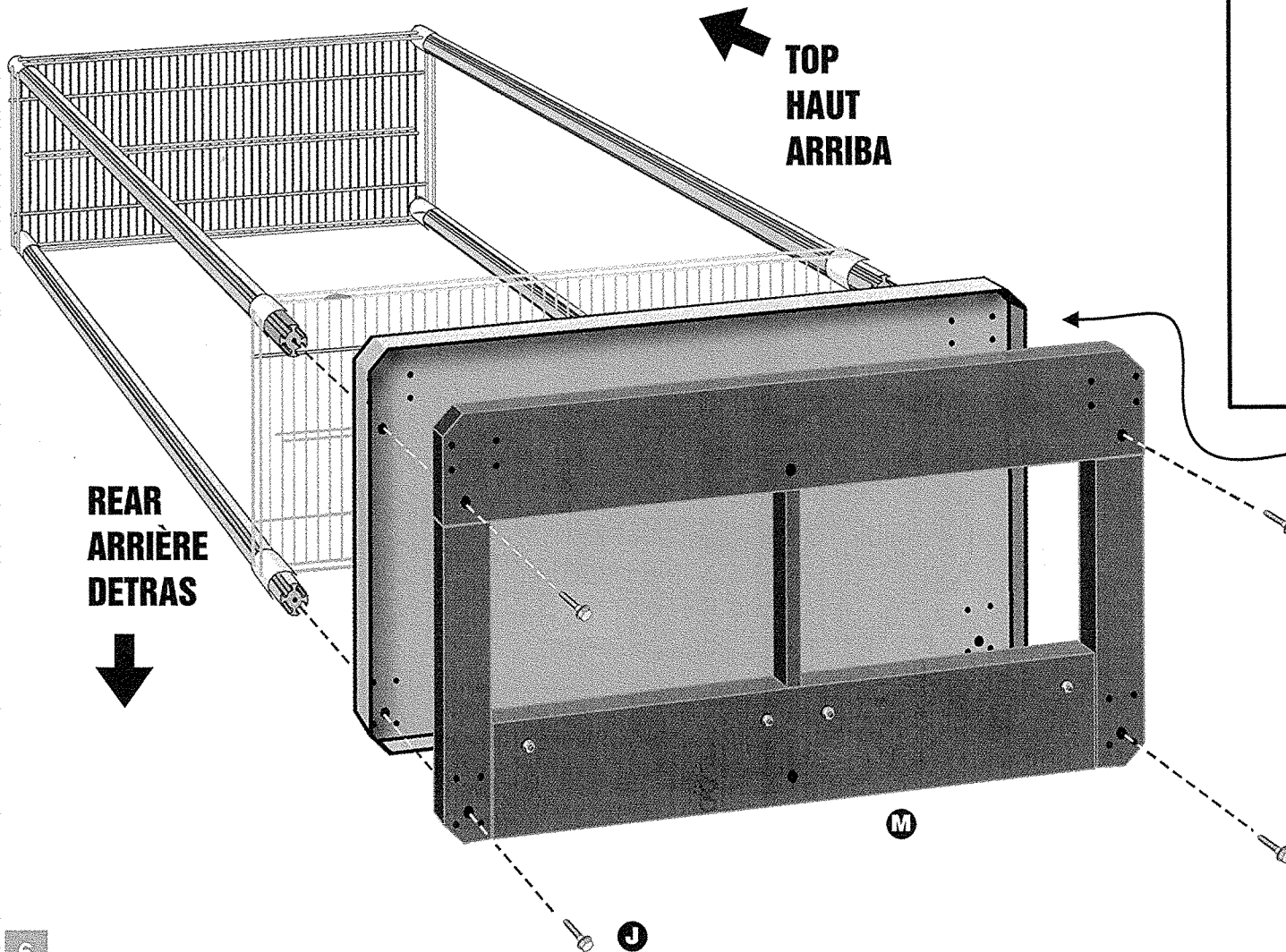
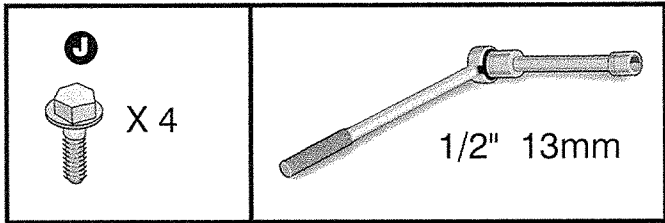
Use template to space posts (front and rear).  
Utiliser le gabarit pour espacer les montants (avant et arrière).  
Use la plantilla para espaciar los montantes (frontales y traseros).



# Slotted Post Inserts / Cornières amovibles à fentes / Cornières amovibles à fentes




**Mobile Unit Only - Base / Module mobile seulement / Unidad móvil solamente - Base**

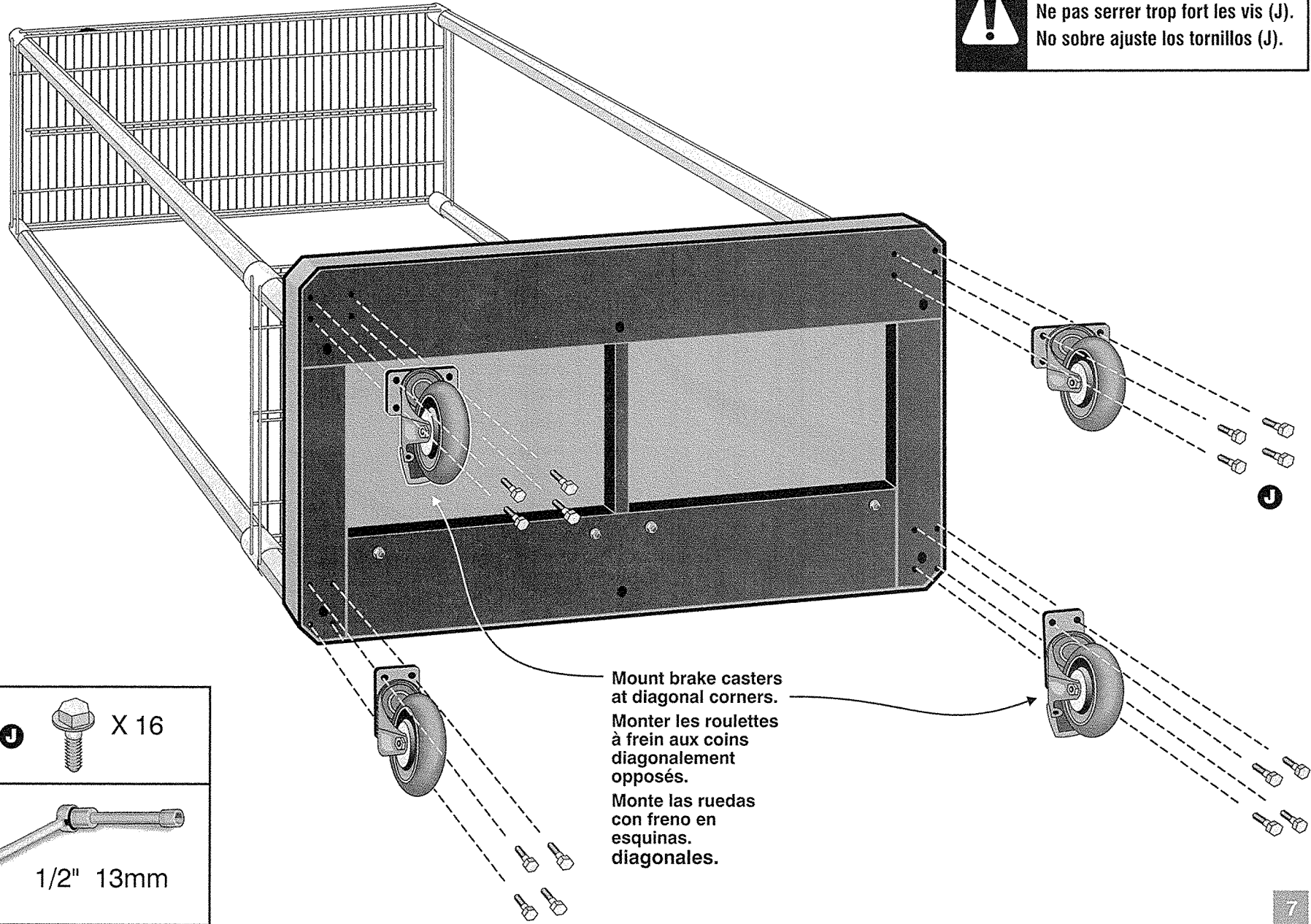


**! IMPORTANT! / !IMPORTANT!**



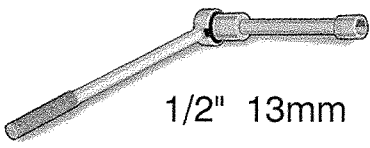
Frame fits into aluminium or polymer shroud to form mobile base (M). Extended portion is the FRONT; the section of the frame with weights is at the REAR.  
Le châssis s'encastre dans un cadre en aluminium ou en polymère pour former la base mobile (M). La partie étendue se trouve devant, la partie du cadre lestée se situe à l'arrière.  
El marco se coloca dentro de la cubierta de aluminio o de polímero para formar la base móvil (M). La sección extendida es el FRENTE; la sección del marco con pesos es la parte TRASERA.

# Mobile Unit Only - Casters / Module mobile - Roulettes / Unidad móvil solamente - Ruedas

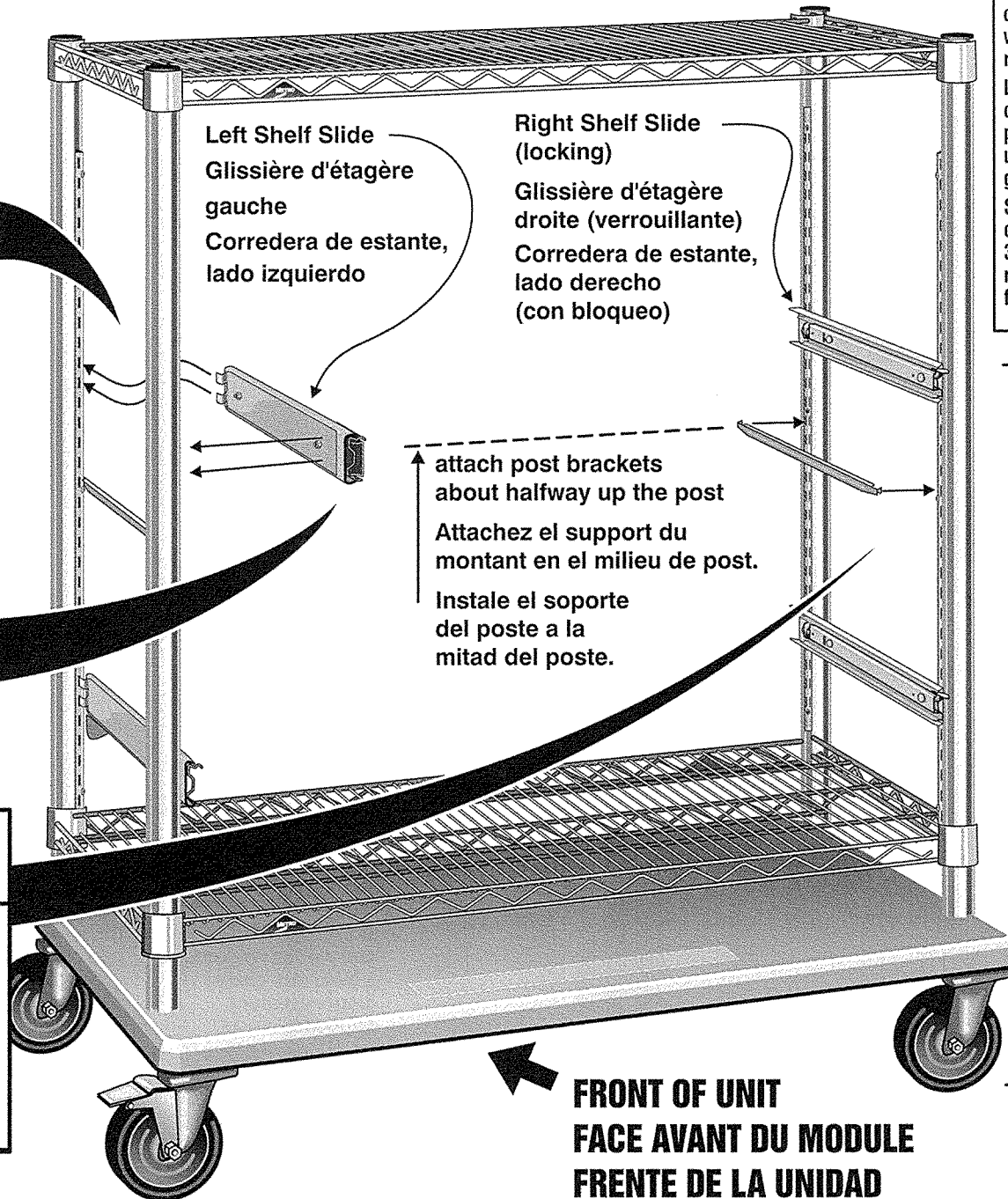
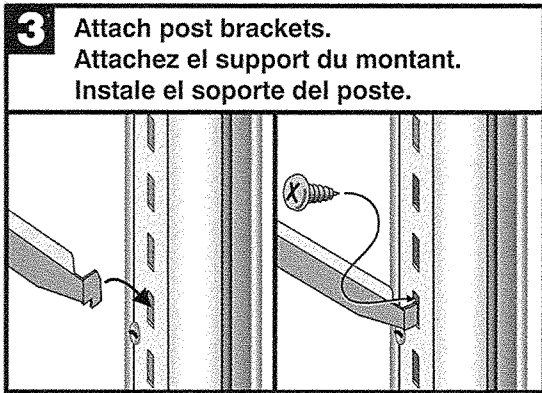
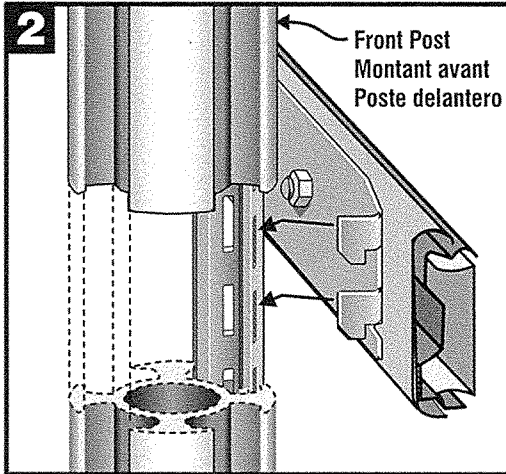
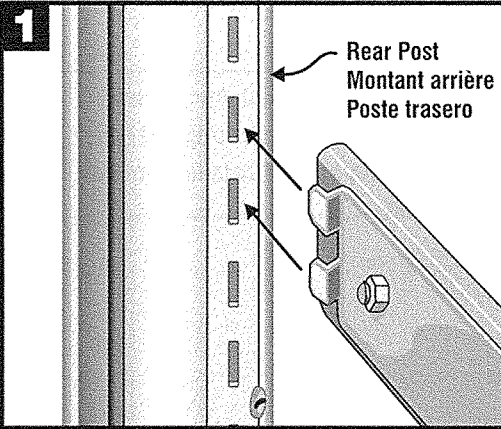
 Do not overtighten screws (J).  
Ne pas serrer trop fort les vis (J).  
No sobre ajuste los tornillos (J).



Mount brake casters  
at diagonal corners.  
Monter les roulettes  
à frein aux coins  
diagonalement  
opposés.  
Monte las ruedas  
con freno en  
esquinas.  
diagonales.

|   |   |      |
|---|---|------|
|  |  | X 16 |
|  |   |      |
| 1/2" 13mm   |   |      |

# Full Extension Shelving / Étagères coulissantes / Estantes con extensión completa



**!**

If posts are not rotated correctly (see page 3), you will not be able to install or remove slide brackets easily.  
Les poteaux doivent être orientés correctement pour permettre une installation ou un démontage facile des glissières  
Si los postes no son girados correctamente (ver pagina 3), no se podran instalar o remover los rieles facilmente.

**!** **IMPORTANT!**  
**¡IMPORTANTE!**

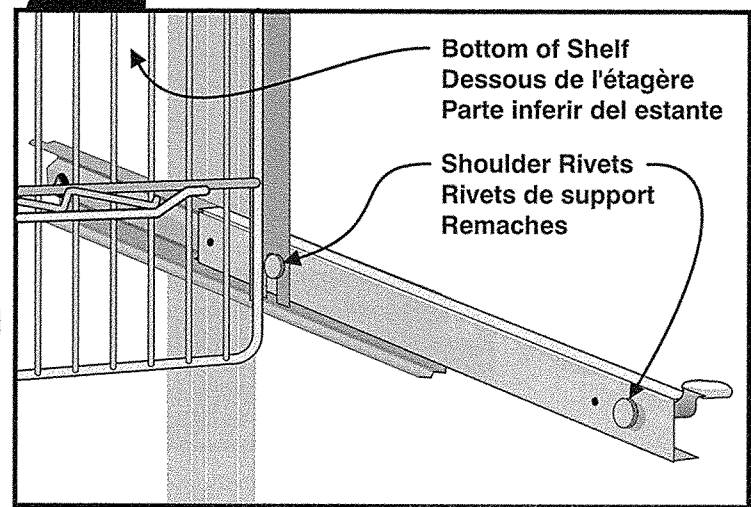
**Maximum**  
**Máximo**  
**48" (122cm)**



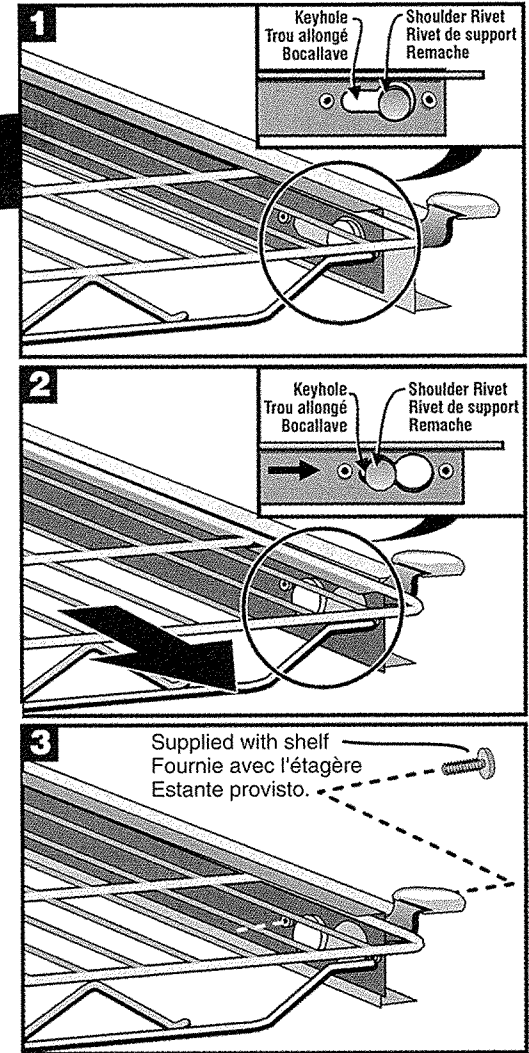
**Full Extension Shelving**  
**Étagères coulissantes**  
**Estantes con extensión completa**



Fully Extended  
Ouvverte  
Totalmente extendido



# Full Extension Shelving / Étagères coulissantes / Estantes con extensión completa



|  |   |
|--|---|
| <p><b>! Full Extension Shelving Weight Capacities (Weight must be uniformly distributed):</b></p> <p><b>! Capacité des étagères coulissantes (le poids doit être réparti uniformément):</b></p> <p><b>! Capacidades de peso de los estantes con extensión completa (El peso debe distribuirse de manera uniforme):</b></p> |   |
| <p>Single-wide Full Extension shelf<br/>Étagère simple coulissante<br/>Estante con extensión completa,<br/>ancho sencillo<br/><b>60 lbs. (27kg)</b></p>  | <p>Double-wide Full Extension shelf<br/>Étagère double coulissante<br/>Estante con extensión completa,<br/>ancho doble<br/><b>125 lbs. (57kg)</b></p> |

**! IMPORTANT! / ¡IMPORTANTE! !**

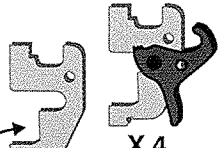
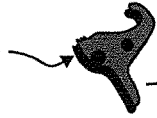
"In accordance with International Standard IEC 601-1 (ANSI/UL 2601), NORMAL USE is defined as only one Drawer or Shelf of the EQUIPMENT opened at any one time; excluding transport, where all Drawers or Shelves shall be closed and their locking mechanisms engaged."

« Selon la norme internationale CEI 601-1 (ANSI/UL 2601), l'UTILISATION NORMALE est définie comme un seul tiroir ou une seule étagère de l'ÉQUIPEMENT ouvert à la fois ; à l'exclusion du transport où les tiroirs et les étagères doivent être verrouillés en position fermée. »

"De acuerdo con la norma internacional IEC 601-1 (ANSI/UL 2601), se define USO NORMAL como un solo cajón o estante del EQUIPO abierto en cualquier momento, excluyendo el transporte durante el cual todos los cajones o estantes deben estar cerrados y sus mecanismos de seguro enganchados."

Fixed qwikSLOT™ Shelf  
Étagère fixe qwikSLOT™  
Estante fijo qwikSLOT™

Lock  
Verrou  
Seguro

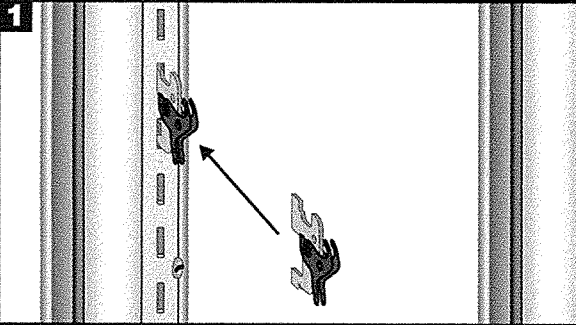


X 4

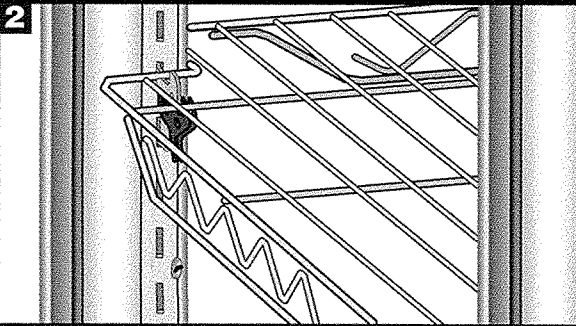
qwikSLOT Clip  
Agrafe qwikSLOT  
Grapa qwikSLOT

Packed with shelf

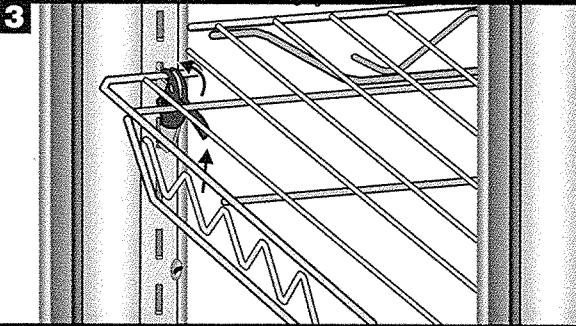
1



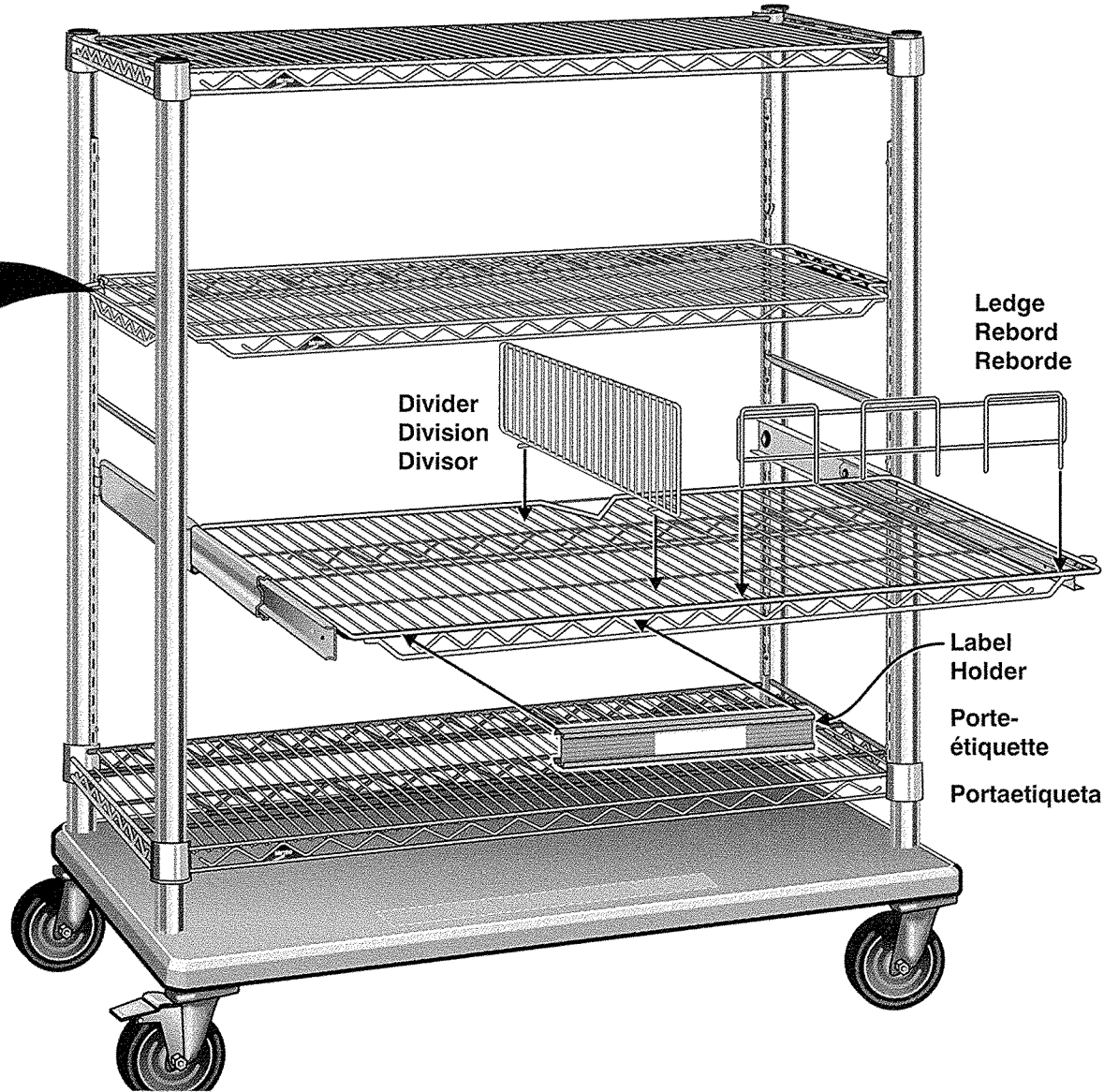
2



3



## Optional Accessories / Accessoires optionnels / Accesorios opcionales



**IMPORTANT: WEIGHT CAPACITIES  
FOR FIXED QWIKSLOT SHELF  
WEIGHT MUST BE UNIFORMLY DISTRIBUTED**

Single-wide shelf - 150 lbs. (68kg)  
Double-wide shelf - 300lbs. (136kg)



**IMPORTANT - CAPACITÉ  
DES ÉTAGÈRES FIXES QWIKSLOT**

Étagère simple - 150 lbs. (68kg)  
Étagère double - 300lbs. (136kg)



**IMPORTANT: CAPACIDADES  
DE PESO PARA ESTANTE FIJO QWIKSLOT**

Estante de ancho sencillo - 150 lbs. (68kg)  
Estante de ancho doble - 300lbs. (136kg)



**InterMetro Industries Corporation**

North Washington Street, Wilkes-Barre, PA 18705

For Product Information Call: 1-800-433-2232

Visit Our Web Site: [www.metro.com](http://www.metro.com)