




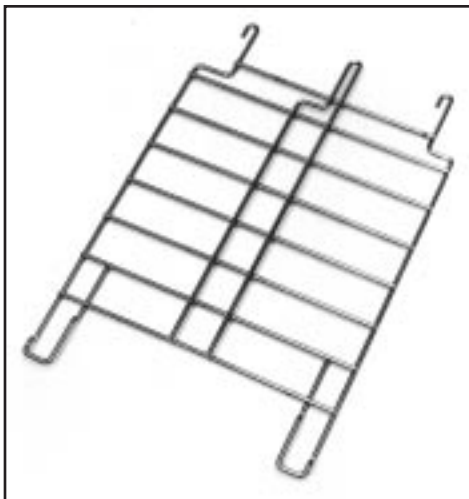
Item# _____

Job _____



SUPER ERECTA SHELF® BULK STORAGE WINE SHELVING

- **High Density:** Bulk storage wine shelving permits storage of a large quantity of wines in a limited space — an average of one case per linear foot (305mm) of shelf.
- **Four Standard Units:** Four standard units are available, all 14" (355mm) wide:
 - 36" long x 74³/₄" high — holds 12 cases of 750ml bottles (910mm long x 1900mm high)
 - 36" long x 86³/₄" high — holds 15 cases of 750ml bottles (910mm long x 2200mm high)
 - 48" long x 74³/₄" high — holds 16 cases of 750ml bottles (1220mm long x 1900mm high)
 - 48" long x 86³/₄" high — holds 20 cases of 750ml bottles (1220mm long x 2200mm high))
- **Store Wines Securely:** Units are enclosed by back and side panels which keep bottles secure and prevent accidents. For security from loss or pilferage, optional doors, which can be locked with a padlock, are available for the 16-case unit.
- **Bottles Held At Proper Angle:** Support inserts which fit on every shelf hold bottles at an upward slant of 10° keep corks moist while allowing bottles to be stacked safely.
- **Helps Control Temperature:** Open wire construction permits air flow, which is critical in maintaining the proper temperature in the environmentally-controlled atmosphere of many wine cellars.
- **Holds Different Size Bottles:** Diagonal wire dividers create bins, each of which holds a case when on standard spacing. With shelves at the recommended 15" (380mm) apart, however, dividers can be placed wherever desired to create smaller or larger bins.
- **High Visibility:** Open wire keeps bottles and labels highly visible for easy reading and selection. Units stay clean longer, because there is less surface area where dust can accumulate.
- **Stable:** All posts are fitted with triangular foot plates which bolt the units to the floor for greater stability. In addition, two wall clamps are provided with each unit, which hook under the top shelf and can be secured with fasteners suitable to the wall.
- **Chrome-Plated Finish:** Attractive and clean.



Close-Up View of Divider




InterMetro Industries Corporation
North Washington Street
Wilkes-Barre, PA 18705
www.metro.com

Job _____



SUPER ERECTA SHELF® BULK STORAGE WINE SHELVING*



Model WB257C with Door Accessory

SPECIFICATIONS:

- **Model WB237C:** Consists of five 14" x 36" (355 x 910mm) chrome-plated Super Erecta Shelf® wire shelves (1436NC); four 74³/₄" (1900mm) posts with foot plates (74FPC); 12 diagonal dividers (BD15C); four bottle support inserts (BS3C); two end panels (EP27C); two back panels (BP27C); and two wall clamps (9984C).
- **Model WB257C:** Consists of five 14" x 48" (355 x 1220mm) chrome-plated Super Erecta Shelf® wire shelves (1448NC); four 74³/₄" (1900mm) posts with foot plates (74FPC); 16 diagonal dividers (BD15C); four bottle support inserts (BS5C); two end panels (EP27C); three back panels (BP27C); and two wall clamps (9984C).
- **Model WB238C:** Consists of six 14" x 36" (355 x 910mm) chrome-plated Super Erecta Shelf® wire shelves (1436NC); four 86³/₄" (2200mm) posts with foot plates (86FPC); 15 diagonal dividers (BD15C); five bottle support inserts (BS3C); two end panels (EP28C); two back panels (BP28C); and two wall clamps (9984C).
- **Model WB258C:** Consists of six 14" x 48" (355 x 1220mm) chrome-plated Super Erecta Shelf® wire shelves (1448NC); four 86³/₄" (2200mm) posts with foot plates (86FPC); 20 diagonal dividers (BD15C); five bottle support inserts (BS5C); two end panels (EP28C); three back panels (BP28C); and two wall clamps (9984C).

DIMENSIONS:

Cat. No.	Width		Length		Overall Height		Approx. Pkd. Wt.		Capacity (Cases of 750ml bottles)
	(in.)	(mm)	(in.)	(mm)	(in.)	(mm)	(lbs.)	(kg)	
WB237C	14	355	36	910	74 ³ / ₄	1899	138	63	12
WB238C	14	355	36	910	86 ³ / ₄	2203	168	76	15
WB257C	14	355	48	1220	74 ³ / ₄	1899	168	76	16
WB258C	14	355	48	1220	86 ³ / ₄	2203	204	93	20

ACCESSORIES:

Door Set — 1 set per carton.

Cat. No.	Width		Height		Approx. Pkd. Wt.		Fits Unit
	(in.)	(mm)	(in.)	(mm)	(lbs.)	(kg)	
ED57C	51	1295	60	1524	42	19	WB257C

Joining Hook — To be used when units are placed back-to-back or end-to-end.

Cat. No.	Width		Depth		Height.	
	(in.)	(mm)	(in.)	(mm)	(ins.)	(mm)
JH2C	2 ¹ / ₃₂	17	1 ⁵ / ₈	41	2 ¹ / ₄	57

Manufactured by:



InterMetro Industries Corporation
North Washington Street, Wilkes-Barre, PA 18705
Phone: 570-825-2741 • Fax: 570-825-2852
For Product Information Call: 1-800-433-2232
Visit Our Web Site: www.metro.com

L02-024
Rev. 12/00 BJ
Printed in U.S.A.

Information and specifications are subject to change without notice. Please confirm at time of order.