



# Ergonomic Benchside Cart

**ASSEMBLY  
INSTRUCTIONS**



InterMetro Industries Corporation  
North Washington Street  
Wilkes-Barre, PA 18705  
(717) 825-2741


**ASSEMBLY  
INSTRUCTIONS**  
*For Ergonomic Benchside Cart*

# Ergonomic Benchside Cart

## LIST OF COMPONENTS

*For the Assembly of the Ergonomic Benchside Cart*

Item	Description	Qty.
A	Bottom Shelf	1
B	Top Slanted Shelf	1
C	Rear Tall Posts	2
D	Front Short Posts	2
E	Casters - (2) Swivel (2) Swivel with Brake	4
F	Rubber Donut Bumpers	4
G	Bags of Aluminum Split Sleeves with "C" Retaining Rings	2
H	Grounding Cable	1



## ASSEMBLY INSTRUCTIONS

*For the Ergonomic Benchside Cart*

1. Insert casters into each of the posts (Fig. 1).

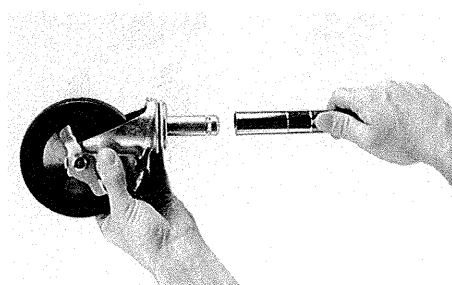


Fig. 1

2. Place rubber donut bumpers onto each post (Fig. 2).




Fig. 2

3. Attach aluminum split sleeves to the bottom groove of each post (Fig. 3).



Fig. 3

4. Insert the post/caster/bumper assemblies into the shelf collars of the bottom shelf (Fig. 4). **Be certain to install the tall posts and the short posts so that they are located on the same long side of the bottom shelf as shown** (Fig. 5).




Fig. 4




Fig. 5

5. Seat the shelf and attach the "C" retaining rings to the groove visible on each of the split sleeves above the collars on the bottom shelf (Fig. 6).

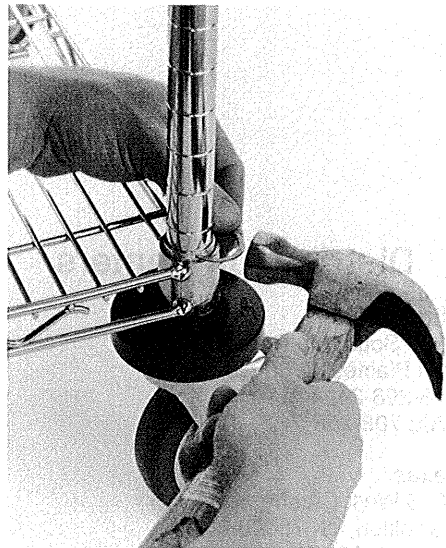


Fig. 6

6. Attach aluminum split sleeves to the top groove of each of the four posts and place the top shelf onto the posts as shown (Fig. 7).




Fig. 7

7. Seat the shelf and attach the "C" retaining rings (Fig. 8).

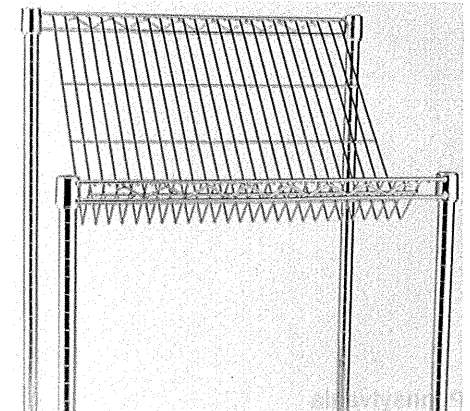


Fig. 8

**8. Attach the grounding cable**  
(Fig. 9).





Fig. 9



**THIS COMPLETES THE ASSEMBLY  
OF THE ERGONOMIC BENCHSIDE  
CART**

## Distribution Centers

**Pennsylvania  
Headquarters**  
Wilkes-Barre, PA 18705  
717-825-2741  
FAX: 717-825-2852

**California**  
9393 Arrow Highway  
P.O. Box 747  
Cucamonga, CA 91730  
909-987-4731  
FAX: 909-989-6637

**Illinois**  
2303 South Mt. Prospect Road  
Des Plaines, IL 60018  
708-298-2424  
FAX: 708-298-2429

**Texas**  
1628 West Crosby, Suite 115  
Carrollton, TX 75006-6650  
214-242-7056  
FAX: 800-638-3298

**Georgia**  
1500 Pope Drive  
Douglas, GA 31533  
912-384-6040  
FAX: 912-384-1443

**Canada**  
Metropolitan Wire (Canada) Ltd.  
3155 Orlando Drive  
Mississauga, Ont., Canada L4V1C5  
905-676-9890  
FAX: 905-676-9262



**InterMetro Industries Corporation**  
North Washington Street  
Wilkes-Barre, PA 18705  
(717) 825-2741

L01-245  
10/95  
Information and specifications are subject to change  
without notice. Please confirm at time of order.