

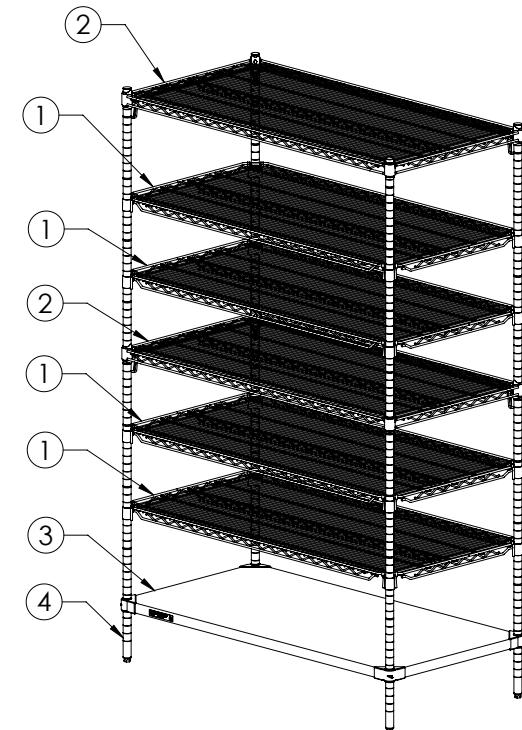
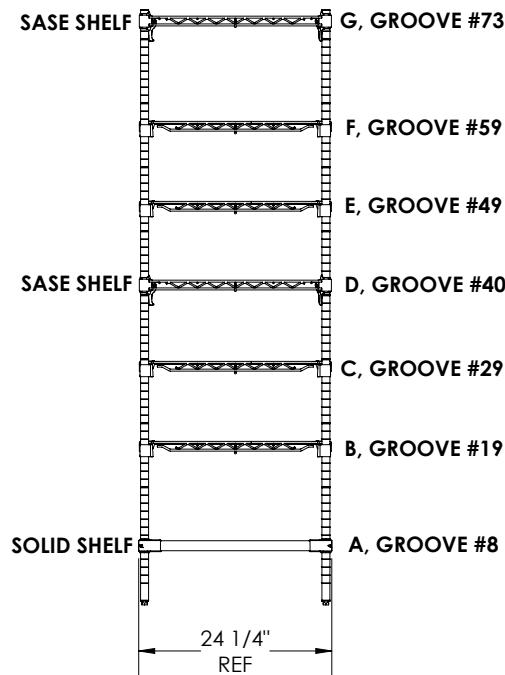
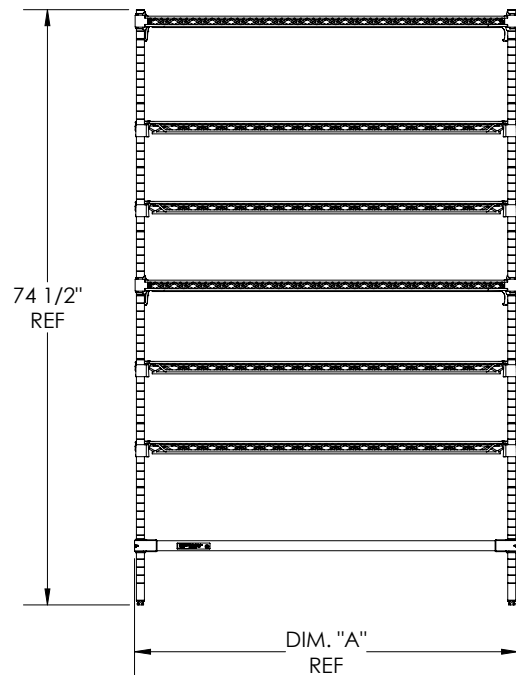
AEZ-243674C-S-34			
ITEM#	QTY	PART#	DESCRIPTION
1	4	EZA-2436NC	EZ-ADD 24X36 CHROME SHELF & MOUNTING CLIPS
2	2	A2436NC	SUPER ADJUSTABLE 24X36 CHROME SHELF
3	1	2436FG	SUPER ERECTA GALVANIZED SOLID 24X36 SHELF
4	4	74P	74" STATIONARY POST - CHROME

AEZ-244874C-S-34			
ITEM#	QTY	PART#	DESCRIPTION
1	4	EZA-2448NC	EZ-ADD 24X48 CHROME SHELF & MOUNTING CLIPS
2	2	A2448NC	SUPER ADJUSTABLE 24X48 CHROME SHELF
3	1	2448FG	SUPER ERECTA GALVANIZED SOLID 24X48 SHELF
4	4	74P	74" STATIONARY POST - CHROME

AEZ-246074C-S-34			
ITEM#	QTY	PART#	DESCRIPTION
1	4	EZA-2460NC	EZ-ADD 24X60 CHROME SHELF & MOUNTING CLIPS
2	2	A2460NC	SUPER ADJUSTABLE 24X60 CHROME SHELF
3	1	2460FG	SUPER ERECTA GALVANIZED SOLID 24X60 SHELF
4	4	74P	74" STATIONARY POST - CHROME

⚠ CAUTION: CONFIGURATIONS

- A SASE shelf must be positioned in the middle of the unit on or within the groove number range 35 to 42.
- EZ-ADD shelves may be positioned between the SASE Shelves and Solid Shelf where needed.



PART #	DIM. "A"
AEZ-243674C-S-34	36"
AEZ-244874C-S-34	48"
AEZ-246074C-S-34	60"

DRAWN BY: VN	
DATE: 11/01/2023	
SW CAD FILE: INSTR-AEZ-34	
PART NO. : SHT 1 of 1	INSTR-AEZ-34

THE DRAWING AND THE SUBJECT MATTER DEPICTED HEREIN ARE THE SOLE AND EXCLUSIVE PROPERTY OF INTERMETRO INDUSTRIES CORPORATION. ALL RIGHTS WITH RESPECT TO THIS DRAWING AND THE SUBJECT MATTER DEPICTED HEREIN ARE EXPRESSLY RESERVED AND WITHHELD BY INTERMETRO INDUSTRIES CORPORATION.



InterMetro Industries Corp.
North Washington Street
Wilkes-Barre, PA 18705
www.metro.com

INSTRUCTION SHEET EZ-ADD 7TIER UNITS

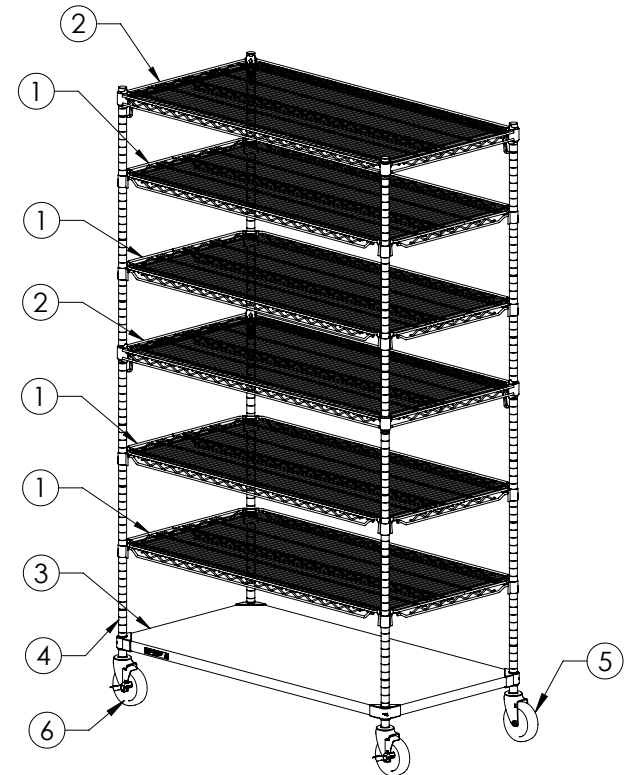
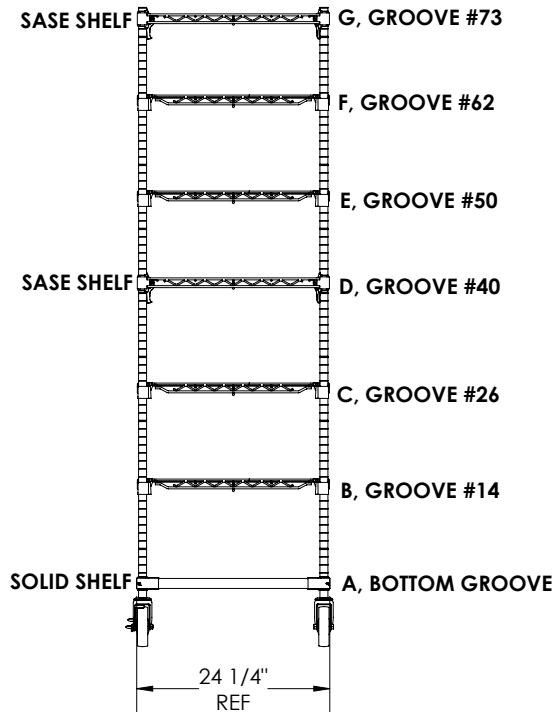
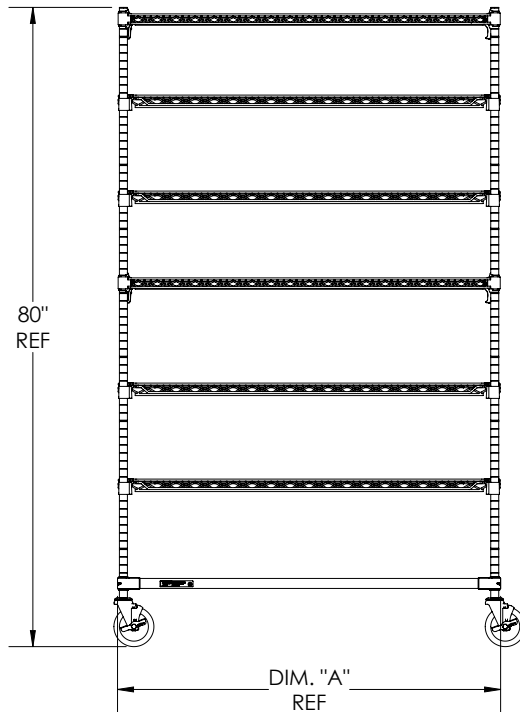
AEZ-243680C-MD-34			
ITEM#	QTY	PART#	DESCRIPTION
1	4	EZA-2436NC	EZ-ADD 24X36 CHROME SHELF & MOUNTING CLIPS
2	2	A2436NC	SUPER ADJUSTABLE 24X36 CHROME SHELF
3	1	2436FG	SUPER ERECTA GALVANIZED SOLID 24X36 SHELF
4	4	74UP	74" MOBILE POST - CHROME
5	2	5MDA	SWIVEL STEM CASTER - 5" DIA., CHROME-PLATED
6	2	5MDBA	SWIVEL/BRAKE STEM CASTER - 5" DIA., CHROME-PLATED

AEZ-244880C-MD-34			
ITEM#	QTY	PART#	DESCRIPTION
1	4	EZA-2448NC	EZ-ADD 24X48 CHROME SHELF & MOUNTING CLIPS
2	2	A2448NC	SUPER ADJUSTABLE 24X48 CHROME SHELF
3	1	2448FG	SUPER ERECTA GALVANIZED SOLID 24X48 SHELF
4	4	74UP	74" MOBILE POST - CHROME
5	2	5MDA	SWIVEL STEM CASTER - 5" DIA., CHROME-PLATED, TPR TREAD
6	2	5MDBA	SWIVEL/BRAKE STEM CASTER - 5" DIA., CHROME-PLATED

AEZ-246080C-MD-34			
ITEM#	QTY	PART#	DESCRIPTION
1	4	EZA-2460NC	EZ-ADD 24X60 CHROME SHELF & MOUNTING CLIPS
2	2	A2460NC	SUPER ADJUSTABLE 24X60 CHROME SHELF
3	1	2460FG	SUPER ERECTA GALVANIZED SOLID 24X60 SHELF
4	4	74UP	74" MOBILE POST - CHROME
5	2	5MDA	SWIVEL STEM CASTER - 5" DIA., CHROME-PLATED
6	2	5MDBA	SWIVEL/BRAKE STEM CASTER - 5" DIA., CHROME-PLATED

⚠ CAUTION: CONFIGURATIONS

- A SASE shelf must be positioned in the middle of the unit on or within the groove number range 35 to 42.
- EZ-ADD shelves may be positioned between the SASE Shelves and Solid Shelf where needed.



PART #	DIM. "A"
AEZ-243680C-MD-34	36"
AEZ-244880C-MD-34	48"
AEZ-246080C-MD-34	60"

DRAWN BY: VN	
DATE: 11/01/2023	
SW CAD FILE: INSTR-AEZ-34	
PART NO. : SHT 1 of 1	INSTR-AEZ-34

THE DRAWING AND THE SUBJECT MATTER DEPICTED HEREIN ARE THE SOLE AND EXCLUSIVE PROPERTY OF INTERMETRO INDUSTRIES CORPORATION. ALL RIGHTS WITH RESPECT TO THIS DRAWING AND THE SUBJECT MATTER DEPICTED HEREIN ARE EXPRESSLY RESERVED AND WITHHELD BY INTERMETRO INDUSTRIES CORPORATION.



InterMetro Industries Corp.
North Washington Street
Wilkes-Barre, PA 18705
www.metro.com

INSTRUCTION SHEET EZ-ADD 7TIER UNITS