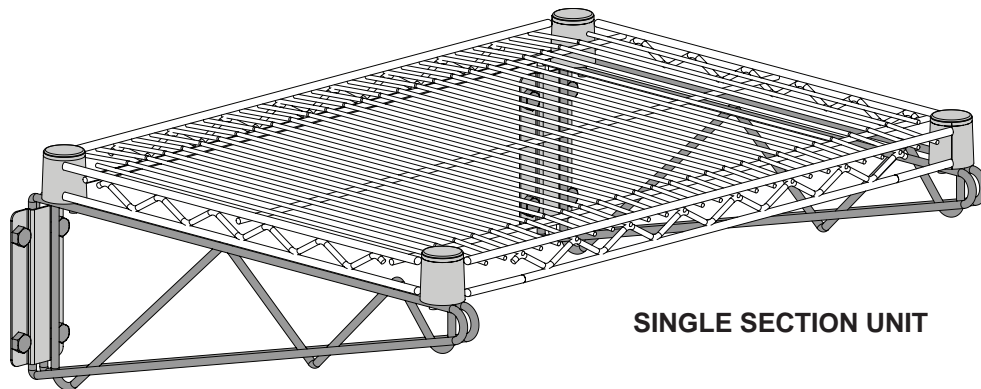
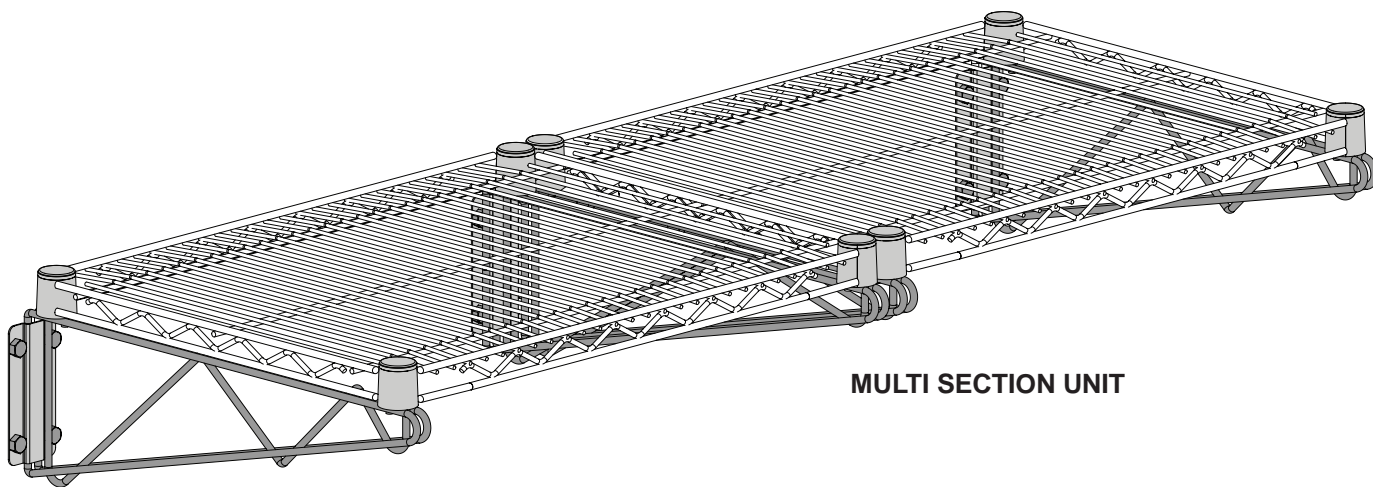


# ***Super Erecta Shelf® Direct Wall Mount***

**INSTRUCTIONS  
FOR USE**



**SINGLE SECTION UNIT**



**MULTI SECTION UNIT**



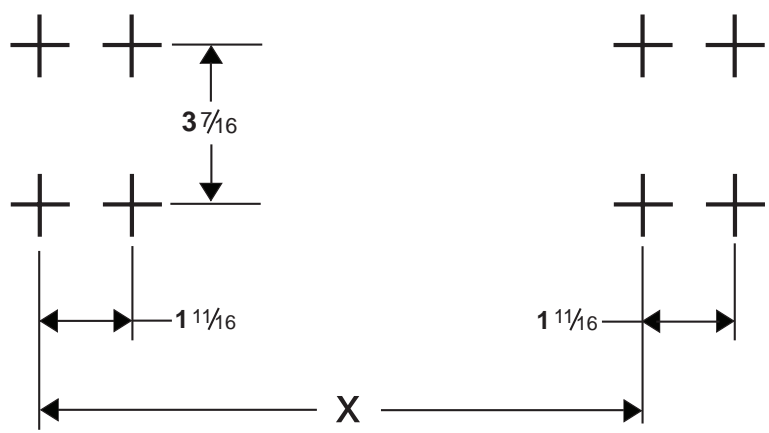
**InterMetro Industries Corporation**  
North Washington Street, Wilkes-Barre, PA USA 18705  
For Product Information Call: 1-800-992-1776  
Visit Our Web Site: [www.metro.com](http://www.metro.com)

**INSTRUCTIONS  
FOR USE**  
*Direct Wall Mount*

# Direct Wall Mount

## INSTRUCTIONS FOR USE

### SINGLE SECTION UNIT Mounting Hole Location



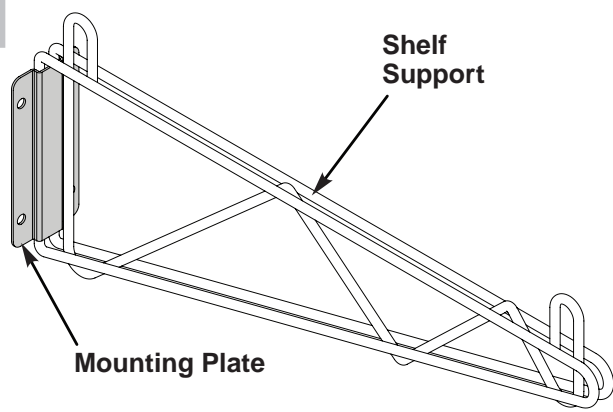
SHELF SIZE	24	30	36	42	48	60	72
X	22 <sup>7</sup> / <sub>16</sub>	28 <sup>7</sup> / <sub>16</sub>	34 <sup>7</sup> / <sub>16</sub>	40 <sup>7</sup> / <sub>16</sub>	46 <sup>7</sup> / <sub>16</sub>	58 <sup>7</sup> / <sub>16</sub>	70 <sup>7</sup> / <sub>16</sub>

1

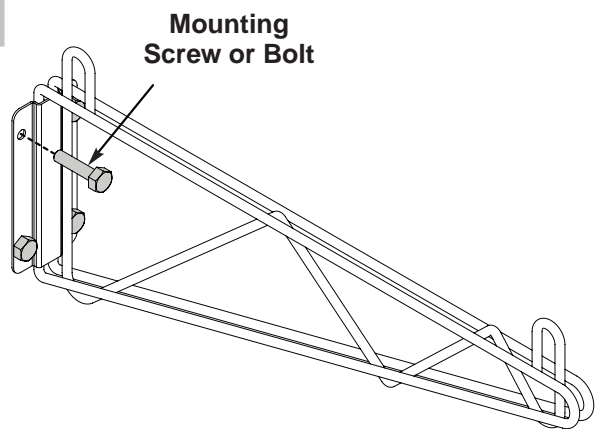
Use Mounting Hole Location Diagram, Mark the Center Points.

**NOTE:** Mounting Screws or Bolts are not supplied with the Wall Mount Unit due to varied types of walls or supports on which these units may be mounted.

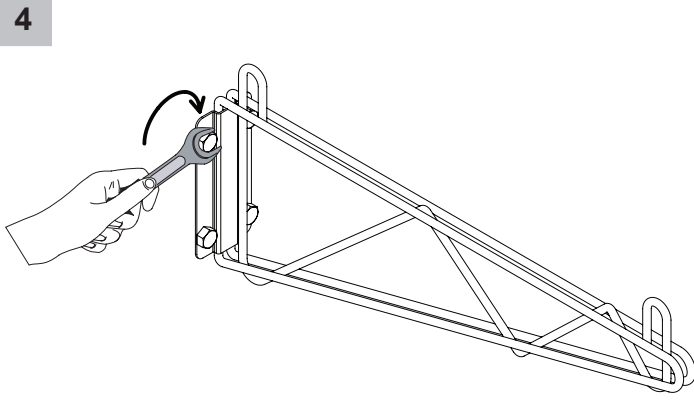
2



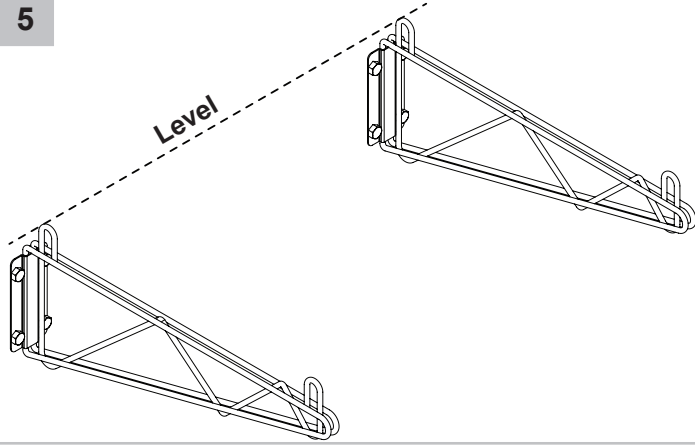
3



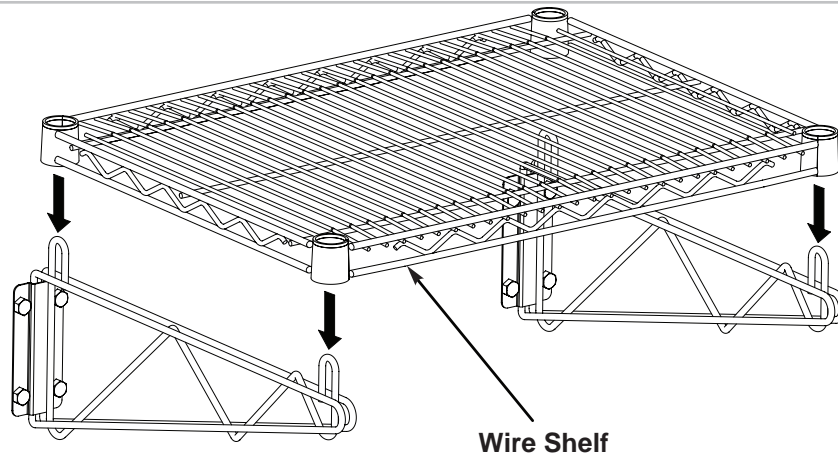
4



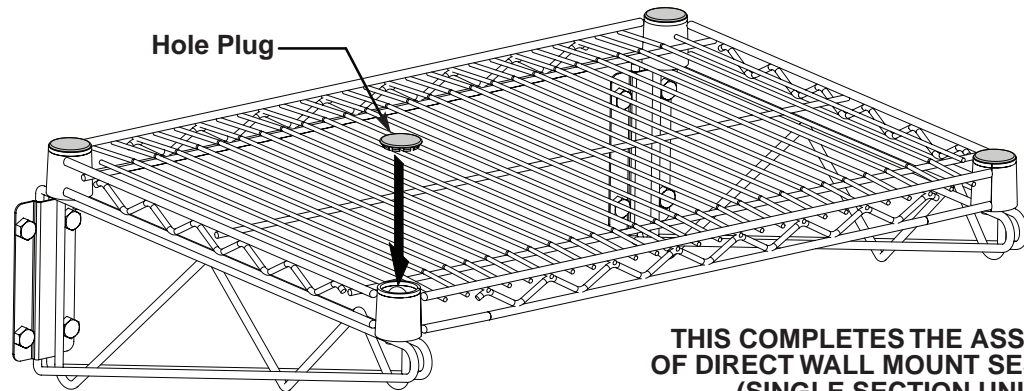
5



6



7



**THIS COMPLETES THE ASSEMBLY  
OF DIRECT WALL MOUNT SES SHELF  
(SINGLE SECTION UNIT)**

# Direct Wall Mount

MULTI SECTION UNIT  
Mounting Hole Location

Single Shelf Support

Double Shelf Support

Single Shelf Support

FOR ADDITIONAL SECTIONS →

Double Shelf Support

Double Shelf Support

SHELF SIZE	24	30	36	42	48	60	72
X	23 <sup>3</sup> / <sub>16</sub>	29 <sup>3</sup> / <sub>16</sub>	35 <sup>3</sup> / <sub>16</sub>	41 <sup>3</sup> / <sub>16</sub>	47 <sup>3</sup> / <sub>16</sub>	59 <sup>3</sup> / <sub>16</sub>	71 <sup>3</sup> / <sub>16</sub>

SHELF SIZE	24	30	36	42	48	60	72
Y	23 <sup>15</sup> / <sub>16</sub>	29 <sup>15</sup> / <sub>16</sub>	35 <sup>15</sup> / <sub>16</sub>	41 <sup>15</sup> / <sub>16</sub>	47 <sup>15</sup> / <sub>16</sub>	59 <sup>15</sup> / <sub>16</sub>	71 <sup>15</sup> / <sub>16</sub>

FOLLOW STEPS 1-7  
FOR ASSEMBLING  
MULTI SECTION UNITS

**\*Save this document for future application, load rating and/or safety reference.**



**InterMetro Industries Corporation**  
North Washington Street, Wilkes-Barre, PA USA 18705  
For Product Information Call: 1-800-992-1776  
Visit Our Web Site: [www.metro.com](http://www.metro.com)

L01-102 Rev. B  
09/14  
Information and specifications are subject to change  
without notice. Please confirm at time of order.